



# Aguascalientes

June 2024



**5,615.7 km<sup>2</sup>**  
of surface area, 0.3 % of  
the national territory

**11** Municipalities

**West** Region

**1.5** million people  
(Mar. 2024)

**0.7**  
million

**0.8**  
million

**1.6** million people  
(Projected to 2030)

Source: INEGI



**0.7**  
million

Economically  
Active Population  
(EAP)  
(Mar. 2024)



**27**  
years

Average age  
of population  
(Dec. 2020)



**10.6**

Average of  
schooling  
(2022-2023)



**3.0%** with  
respect to the  
EAP

Unemployment  
rate  
(Mar. 2024)

Source: INEGI-SEP



## Infrastructure and resources

**16** Industrial Parks  
(2023)

Highways: **2,401 km**  
in length (2022)

Railroads: **223 km** in  
length (2021)

Concessionaires :  
Kansas City Southern de México, S.A. de C.V.  
Ferrocarril Mexicano, S.A. de C.V.

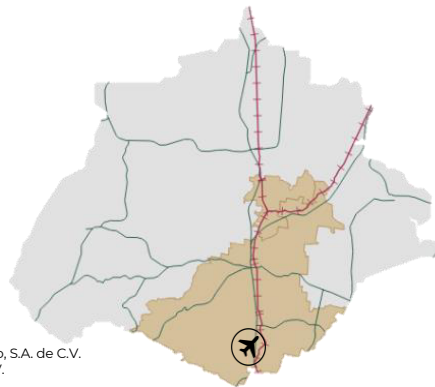
**1** International Airport (2022)  
Passenger capacity: **555,601**  
Load capacity: **159,275 kg**

Nearby ASIPONA (2022):  
**Puerto de Manzanillo,  
Colima**

Gas pipeline  
infrastructure (2023):  
**Yes, Private**

Households with  
internet access (2022):  
**75.8%**

Types of customs:  
**Indoor**



Water resources (2019):  
Number of aquifers: **5**  
Availability: **Very low**

Distance to the 3 main customs  
border roads (km) (2022):

Nuevo Laredo:  
**809.6**

Ciudad Juárez:  
**1,314.1**

Tijuana:  
**2,435.0**

Source: SICT-INEGI



## Mexican talent in higher education

**8,270**

Graduates  
(2022-2023)



**18**

Institutions

**3,258**

STEM  
fields  
graduates

**2,486**

Engineering,  
manufacturing  
and construction

**630**

Information and  
communication  
technologies

**142**

Natural sciences,  
mathematics and  
statistics

## Main institutions

with the highest number of STEM graduates



Universidad  
Tecnológica de  
Aguascalientes

**777**



UNIVERSIDAD AUTÓNOMA  
DE AGUASCALIENTES

Universidad Autónoma de  
Aguascalientes

**757**



Instituto  
Tecnológico de  
Aguascalientes

**623**

## Engineering, manufacturing and construction

graduates and postgraduates:



**175**

Architecture and  
construction



**2,137**

Mechanical, electrical,  
electronic,  
engineering,  
chemical and related  
professions



**174**

Manufacturing and  
processes

Source: ANUIES (2022-2023 school year)



# Aguascalientes

June 2024



## MSMEs

**61,584**  
enterprises

- Micro **56,399**
- Small **4,332**
- Medium-sized **853**

### Vocations aligned to industrial policy



Iron works products manufacturing



Machinery and equipment repair and maintenance



Parts machining for general purpose machinery and equipment



## Potential sectors



Educational services



Mass media information



Mining

Source: Data MX



## Foreign trade



**1,917**  
M USD

International purchases



**1,772**  
M USD

International sales

### Main export sectors



**1,088**  
M USD

Road vehicles, parts and accessories



**160**  
M USD

Mechanical machinery and appliances, and parts



**111**  
M USD

Optical, photography or cinematography instruments and devices

Source: SE. Merchandise Trade Balance of Mexico (Mar. 2024)



## Main indicators

Source: INEGI - DENUE (Mar. 2024)

**24** GDP position  
\$ 16 B USD at market prices (Dec. 2022)



**5.2%**  
Economic activity growth (Dic. 2023)

**\$ 11,052**  
USD of GDP per capita (Dec. 2022)



**4**  
Position by economic growth (Dic. 2023)

**1.3 %**  
National GDP (Dec. 2022)

Source: INEGI



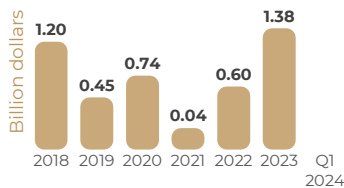
## Foreign Direct Investment

### Top 3 by investment origin country first quarter of 2024


- 1 Japan 2.76 B U S D
- 2 U.S.A. 0.69 B U S D
- 3 Germany 0.51 B U S D

Historic FDI (2018-Q1 2024)

**4.32**  
(B USD)



### FDI by sector (Billion dollars)



Source: SE (Mar. 2024)