



# Campeche

June 2024



**57,485 km<sup>2</sup>**  
of surface area, 2.9 % of the national territory

**13** Municipalities

**South-Southeast** Region

**0.9** million people  
(Mar. 2024)

**0.5** million

**0.5** million

**0.97** million people  
(Projected to 2030)

Source: INEGI-SEDECO

## Infrastructure and resources

**1** Industrial Park (2023)

Highways **5,115 km** in length (2022)

Railroads **416 km** in length (2021)

Concessionaries: Tren Maya

**2** International airports (2022)  
Passenger capacity: **176,922**  
Load capacity: **458,363 kg**

**14** Ports (2021)

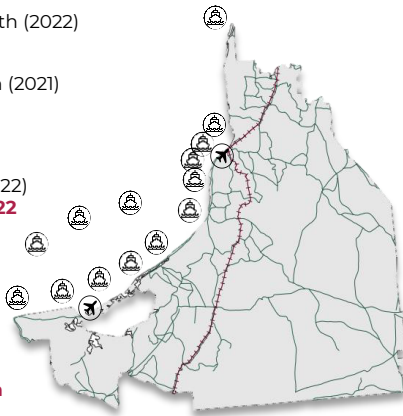
Nearby ASIPONA (2022):  
**Puerto Progreso, Yucatán**

Gas pipeline infrastructure  
(2023): **Yes, Private**

Water resources (2019):  
Number of aquifers: **1**  
Availability: **Mean**

Households with internet access (2020):  
**65 %**

Types of customs:  
**Maritime**



Distance to the 3 main customs border roads (km) (2022):

Nuevo Laredo  
**2,076.7**

Ciudad Juárez:  
**3,054.1**

Tijuana:  
**4,175.0**

Source: SICT-INEGI



**0.5** million

Economically Active Population (EAP)  
(Mar. 2024)



**29** years

Average age of population  
(Dec. 2020)



**9.8**

Average of schooling  
(2022- 2023)



**1.6%**  
With respect to the EAP

Unemployment rate  
(Mar. 2024)

Source: INEGI-SEP



## Mexican talent in higher education

**4,205**

Graduates  
(2022-2023)



**25**

Institutions

**1,417**

STEM fields graduates

**1,052**  
Engineering, manufacturing and construction



**266**  
Information and communication technologies



**99**  
Natural sciences, mathematics and statistics

## Main institutions

with the highest number of STEM graduates



Universidad Tecnológica de Campeche

**447**



Universidad Autónoma de Campeche

**253**



Universidad Autónoma del Carmen

**244**

## Engineering, manufacturing and construction

graduates and postgraduates:



**187**

Architecture and construction



**709**

Mechanical, electrical, electronic engineering, chemical and related professions



**156**

Manufacturing and processes

Source: ANUIES (2022-2023 school year)



# Campeche

June 2024



## MSMEs



**41,689**  
enterprises

- Micro **38,373**
- Small **2,819**
- Medium-sized **497**

### Vocations aligned to industrial policy



Fishing



Iron works  
products  
manufacturing



Machinery and  
equipment  
repair and  
maintenance



## Potential sectors



Paper industry



Artistic, cultural  
and sporting  
services



Services related  
to mining



## Foreign trade

Source: Data MX



**37**

**M USD**

International purchases



**31**

**M USD**

International sales



## Main indicators

Source: INEGI - DENU (Mar. 2024)

**18**

GDP position  
\$ 24 B USD at market  
prices  
(Dec. 2022)



**5.2%**

Economic activity growth  
(Dic. 2023)

**\$ 25,822**

USD of GDP per capita  
(Dec. 2022)



**5**

Position by economic  
growth  
(Dic. 2023)

**1.7 %**

National GDP  
(Dec. 2022)

Source: INEGI

## Main export sectors



**19**  
**M USD**

Knitted garments  
and clothing  
accessories



**5**  
**M USD**

Garments and  
clothing  
accessories, not  
knitted



**2**  
**M USD**

Fish, crustaceans,  
molluscs and other  
aquatic  
invertebrates



## Foreign Direct Investment

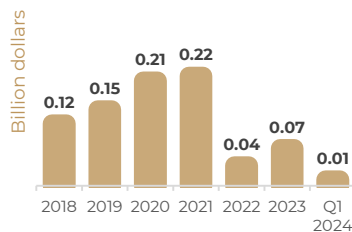
Source: SE. Merchandise Trade Balance of Mexico (Mar. 2024)

### Top 3 by investment origin country first quarter of 2024

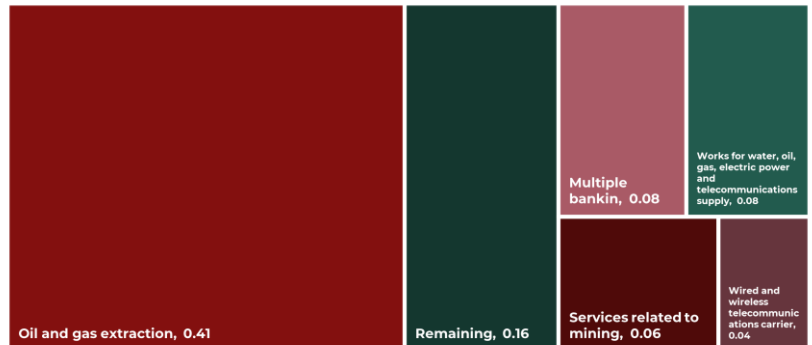
- 1 U.S.A. 0.58 B U S D
- 2 Spain 0.1 B U S D
- 3 UK 0.05 B U S D

Historic FDI  
(2018-Q1 2024)

**0.83**  
**( B U S D )**



### FDI by sector (Billion dollars)



Source: SE (Mar. 2024)