



Chihuahua

June 2024



247,413 km²
of surface area, 12.6 % of
the national territory

67 Municipalities

Northwest Region

3.9 million people
(Mar. 2024)

1.9 million

2.0 million

4.2 million people
(Projected to 2030)



1.8
million

Economically
Active Population
(EAP)
(Mar. 2024)



34
years

Average age
of population
(Dec. 2020)



10.2

Average of
schooling
(2022-2023)



2.2% with
respect to
the EAP

Unemployment
rate
(Mar. 2024)

Source: INEGI-SEP-SEDECO



Infrastructure and resources

50 Industrial Parks (2023)

Highways **13,700 km**
in length (2022)

Railroads **2,678 km** in
length (2021)

Concessionaires:
Ferrocarril Mexicano, S.A. de C.V. y Línea
Coahuila Durango, S.A. de C.V.

2 International airports (2022)
Passenger capacity: **1,805,329**
Load capacity: **15,906,901 kg**

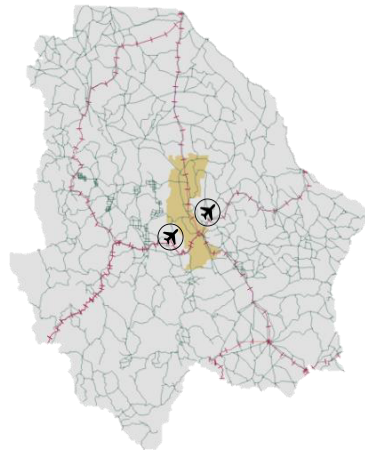
Nearby ASIPONA (2022):
Puerto de Guaymas, Sonora

Pipeline infrastructure (2023):
Yes, Public and Private

Water resources (2019):
Number of aquifers: **61**
Availability: **Low**

Households with
internet access (2022):
71.1 %

Types of customs:
Borderline and Indoor



Distance to the 3 main customs border
roads (km) (2022):

Nuevo Laredo
1,057.5

Ciudad Juárez
356.6

Tijuana
1,477.5

Source: SICT-INEGI



Mexican talent in higher education

17,172
Graduates
(2022-2023)



36
Institutions

5,747
STEM fields
graduates

4,573
Engineering,
manufacturing
and construction

764
Information and
communication
technologies

410
Natural sciences,
mathematics
and statistics

Main institutions

with the highest number of STEM graduates



Universidad
Tecnológica de
Chihuahua

1,172



Universidad
Autónoma de
Ciudad Juárez

776



UNIVERSIDAD AUTÓNOMA DE
CHIHUAHUA

Universidad
Autónoma de
Chihuahua

737

Engineering, manufacturing and construction

graduates and postgraduates:



476
Manufacturing
and processes



3,669
Mechanical, electrical,
electronic engineering,
chemical and related
professions



428
Architecture and
construction

Source: ANUIES (2022-2023 school year)



Chihuahua

June 2024



MSMEs



128,362

enterprises

- Micro **116,276**
- Small **10,185**
- Medium-sized **1,901**

Vocations aligned to industrial policy



Ironworks products manufacturing



Machinery and equipment repair and maintenance



Parts machining for general purpose machinery and equipment



Potential sectors



Business support services, waste management and remediation services



Agriculture, animal breeding and production, forestry, fishing and hunting



Temporary accommodation services and food and beverage preparation services

Source: Data MX



Foreign trade



16,573
M USD

International purchases



17,178
M USD

International sales



Main indicators

Source: INEGI - DENUE (Mar. 2024)

9 GDP position

\$ 47 B USD at market prices (Dec. 2022)

\$ 12,328
USD of GDP per capita (Dec. 2022)

3.8 %
National GDP (Dec. 2022)



2.7%

Economic activity growth (Dic. 2023)



19

Position by economic growth (Dic. 2023)

Source: INEGI

Main export sectors



5,860
M USD

Mechanical machinery and appliances, and parts



4,722
M USD

Electrical machinery, appliances and material, and parts



2,169
M USD

Optical, photography or cinematography instruments and devices

Source: SE. Merchandise Trade Balance of Mexico (Mar. 2024)



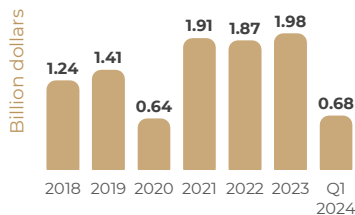
Foreign Direct Investment

Top 3 by investment origin country first quarter of 2024


- 1 U.S.A. 4.37 B USD
- 2 Canada 1.25 B USD
- 3 Ireland 0.67 B USD

Historic FDI (2018-Q1 2024)

9.73
(B USD)



FDI by sector (Billion dollars)



Source: SE (Mar. 2024)