



# Ciudad de México

June 2024



**1,494 km<sup>2</sup>**  
of surface area, 0.08% of  
the national territory

**16** town halls  
Central Region



**4.9**  
million

Economically  
Active Population  
(EAP)  
(Mar. 2024)



**35**  
years

Average age  
of population  
(Dec. 2020)



**11.6**

Average of  
schooling  
(2022-2023)



**4.0%** With  
respect to the  
EAP

Unemployment  
rate  
(Mar. 2024)

**9.3** million people  
(Mar. 2024)

**4.4**  
million

**5.0**  
million

**9.1** million people  
(Projected to 2030)

Source: INEGI

Source: INEGI-SEP

## Infrastructure and resources

**14** Industrial Parks (2023)

Highways **105 km** in  
length (2022)

Railroads **281 km** in  
length (2021)

Concessionaries:  
Ferrocaril y Terminal del Valle de México, S.A.  
de C.V. Kansas City Southern de México, S.A. de  
C.V. y Ferrosur, S.A. de C.V.

**1** International airport (2022)  
Passenger capacity: **30,877,512**  
Load capacity: **521,416,603 kg**

Nearby ASIPONA (2022):  
**Puerto de Tuxpan, Veracruz**

Gas pipeline infrastructure  
(2023): **Yes, Private**

Distance to the 3 main customs border  
roads (km) (2022):

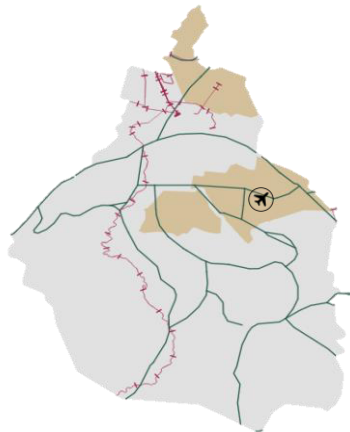
Nuevo Laredo  
**1,247.0**

Ciudad Juárez  
**1,883.0**

Water resources (2019):  
Number of aquifers: **1**  
Availability: **Low**

Households with  
internet access (2022):  
**86.0 %**

Types of customs:  
**Air and indoor**



## Mexican talent in higher education

**70,895**  
Graduates  
(2022-2023)



**60**  
Institutions

**20,501**  
STEM fields  
graduates

**11,231**  
Engineering,  
manufacturing  
and construction

**5,556**  
Information and  
communication  
technologies

**3,714**  
Natural sciences,  
mathematics  
and statistics

## Main institutions

with the highest number of STEM graduates



Instituto Politécnico  
Nacional

**8,559**



Universidad Nacional  
Autónoma de México

**7,326**



Universidad  
Autónoma  
Metropolitana

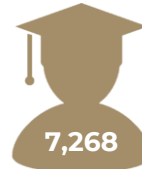
**2,065**

## Engineering, manufacturing and construction

graduates and postgraduates:



**2,612**  
Architecture and  
construction



**7,268**  
Mechanical, electrical,  
electronic engineering,  
chemical and related  
professions



**1,351**  
Manufacturing  
and processes

Source: SICT-INEGI

Source: ANUIES (2022-2023 school year)



# Ciudad de México

June 2024



## MSMEs



**472,821**  
enterprises

- Micro **432,422**
- Small **32,034**
- Medium-sized **8,365**

### Vocations aligned to industrial policy



Iron works products manufacturing



Machinery and equipment repair and maintenance



Parts machining for general purpose machinery and equipment



## Potential sectors



Transportation, postal services and warehousing



Real estate services and tangible and intangible goods rental and leasing



Educational services



## Foreign trade

Source: Data MX



**43,442**  
M USD

International purchases



**33,937**  
M USD

International sales



## Main indicators

Source: INEGI - DENUE (Mar. 2024)

### 1 GDP position

\$ 187 B USD at market prices (Dec. 2022)



**3.8%**

Economic activity growth (Dic. 2022)

### \$ 20,080

USD of GDP per capita (Dec. 2022)



**12**

Position by economic growth (Dic. 2023)

### 15 %

National GDP (Dec. 2022)

Source: INEGI

## Main export sectors



**16,073**  
M USD

Road vehicles, parts and accessories



**7,132**  
M USD

Fuels, mineral oils and waxes



**2,671**  
M USD

Mechanical machinery and appliances, and parts



## Foreign Direct Investment

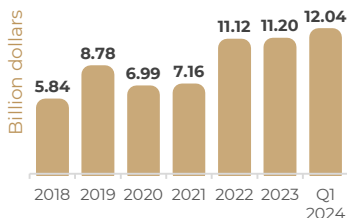
Source: SE, Merchandise Trade Balance of Mexico (Mar. 2024)

### Top 3 by investment origin country first quarter of 2024

- 1 U.S.A. 31.93 B USD
- 2 Spain 7.15 B USD
- 3 Canada 4.92 B USD

### Historic FDI (2018-Q1 2024)

**63.14**  
(B USD)



## FDI by sector (Billion dollars)



Source: SE (Mar. 2024)