



# Colima

June 2024



**5,627 km<sup>2</sup>**  
of surface area, 0.3 % of the national territory

**10** Municipalities  
West Region



**0.4 million**



**30 years**



**10.3**



**2.1% With respect to the EAP**

**0.7 million people** (Mar. 2024)

**0.4 million**

**0.4 million**

Economically Active Population (EAP) (Mar. 2024)

Average age of population (Dec. 2020)

Average of schooling (2022-2023)

Unemployment rate (Mar. 2024)

Source: INEGI-SEP

**0.8 million people** (Projected to 2030)

Source: INEGI



## Infrastructure and resources

**3** Industrial Parks (2023)

Highways **2,386 km** in length (2022)

Railroads **256 km** in length (2021)

Concessionaries: Ferrocarril Mexicano, S.A. de C.V.

**1** International airport (2022)  
Passenger capacity: **188,029**  
Load capacity: **24,334 kg**

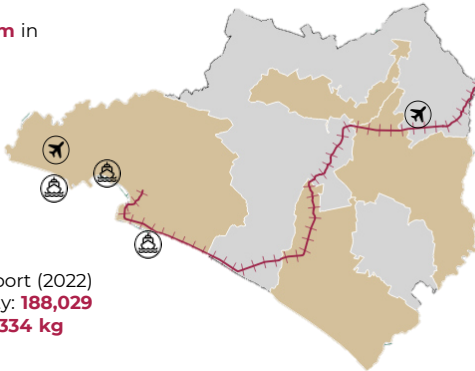
**3** Ports (2021)

Nearby ASIPONA (2022): **Puerto de Manzanillo**

Gas pipeline infrastructure (2023): **Yes, Private**

Households with internet access (2022): **76.4 %**

Types of customs: **Maritime**



Water resources (2019):  
Number of aquifers: **11**  
Availability: **Low**

Distance to the 3 main customs border roads (km) (2022):

Nuevo Laredo  
**1,189.9**

Ciudad Juárez  
**1,684.9**

Tijuana  
**2,476.5**

Source: SICT-INEGI



## Mexican talent in higher education

**3,647**  
Graduates (2022-2023)



**6**  
Institutions

**894**  
STEM fields graduates

**573**  
Engineering, manufacturing and construction

**256**  
Information and communication technologies

**65**  
Natural sciences, mathematics and statistics

## Main institutions

with the highest number of STEM graduates



Universidad de Colima

**482**



Instituto Tecnológico de Colima

**268**



Universidad Tecnológica de Manzanillo

**144**

## Engineering, manufacturing and construction

graduates and postgraduates:



**173**  
Architecture and construction



**379**  
Mechanical, electrical, electronic engineering, chemical and related professions



**21**  
Manufacturing and processes

Source: ANUIES (2022-2023 school year)



# Colima

June 2024



## MSMEs



**38,560**  
enterprises

- Micro **35,314**
- Small **2,782**
- Medium-sized **464**

### Vocations aligned to industrial policy



Iron works products  
manufacturing



Machinery and  
equipment repair and  
maintenance



Fishing



## Potential sectors



Cultural and  
sporting recreation  
services



Wholesale  
Trade



Business support  
services, waste  
management  
and remediation  
services

Source: Data MX



## Foreign trade



**171**

**M USD**

International purchases



**126**

**M USD**

International sales



## Main indicators

Source: INEGI - DENEU (Mar. 2024)

**31** GDP position

\$ 8 B USD at market  
prices  
(Dec. 2022)

**\$ 9,964**  
USD of **GDP per capita**  
(Dec. 2022)

**0.6%**  
National **GDP**  
(Dec. 2022)



**4.4%**

Economic activity growth  
(Dic. 2023)



**9**

Position by economic  
growth  
(Dic. 2023)

Source: INEGI

## Main export sectors



**67**  
**M USD**

Edible fruits



**35**  
**M USD**

Essential oils and  
resinoids



**9**  
**M USD**

Vegetable, fruit or  
other fruit  
preparations

Source: SE. Merchandise Trade Balance of Mexico (Mar. 2024)



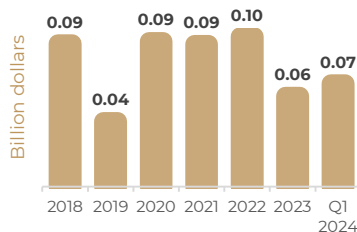
## Foreign Direct Investment

### Top 3 by investment origin country first quarter of 2024

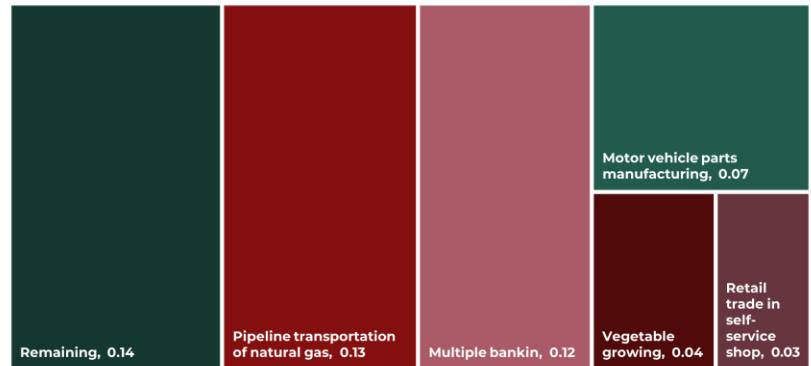
- 1 Canada 0.16 B USD
- 2 U.S.A. 0.13 B USD
- 3 Spain 0.12 B USD

Historic FDI  
(2018-Q1 2024)

**0.53**  
**(B USD)**



## FDI by sector (Billion dollars)



Source: SE (Mar. 2024)