



# Hidalgo

June 2024



**20,821 km<sup>2</sup>**  
of surface area, 1.1% of  
the national territory

**84** Municipalities  
**Central** Region



**1.5**  
**million**

Economically  
Active Population  
(EAP)  
(Mar. 2024)



**30**  
**years**

Average age  
of population  
(Dec. 2020)



**9.6**

Average of  
schooling  
(2022-2023)



**2.2%**  
With respect  
to the EAP

Unemployment  
rate  
(Mar. 2024)

**3.2** million people  
(Mar. 2024)

**1.5**  
**million**

**1.7**  
**million**

**3.4** million people  
(Projected to 2030)

Source: INEGI

Source: INEGI - SEP



## Infrastructure and resources

**12** Industrial Parks (2024)

Highways **13,822 km**  
**km** in length (2022)

Railroads **876 km** in  
length (2021)  
Concessionaries:  
Ferrocarril Mexicano, S.A. de C.V.  
Ferrosur, S.A. de C.V.  
Kansas City Southern de México, S.A. de C.V.

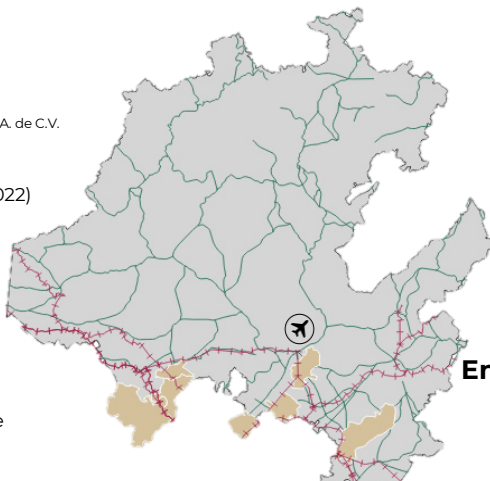
**1** International airport (2022)  
Passenger capacity: **285**

Nearby ASIPONA (2022):  
**Puerto de Tuxpan,**  
**Veracruz**

Gas pipeline infrastructure  
(2023):  
**Yes, Public and Private**

Water resources (2019):  
Number of aquifers: **21**  
Availability: **Mean**

Households with  
internet access (2022):  
**58.3 %**



Distance to the 3 main customs border  
roads (km) (2022):

Nuevo Laredo:  
**1,130.0**

Ciudad Juárez:  
**1,881.0**

Tijuana:  
**2,776.8**

Source: SICT-INEGI-SEDECO



## Mexican talent in higher education

**14,962**  
Graduates  
(2022-2023)



**34**  
Institutions

**6,489**  
STEM fields  
graduates

**4,763**  
Engineering,  
manufacturing  
and construction

**1,317**  
Information and  
communication  
technologies

**409**  
Natural sciences,  
mathematics  
and statistics

## Main institutions

with the highest number of STEM graduates



Universidad Tecnológica  
de Tula-Tepeji

**945**



Universidad  
Autónoma del  
Estado de Hidalgo

**656**



Universidad  
Tecnológica de la  
Huasteca Hidalguense

**614**

## Engineering, manufacturing and construction graduates and postgraduates:

**907**

Architecture and  
construction

**3,337**

Mechanical, electrical,  
electronic engineering,  
chemical and related  
professions

**519**

Manufacturing  
and processes

Source: ANUIES (2022-2023 school year)



# Hidalgo

June 2024



## MSMEs



**139,312**  
enterprises

- Micro **133,069**
- Small **5,301**
- Medium-sized **942**

### Vocations aligned to industrial policy



Iron works products manufacturing



Machinery and equipment repair and maintenance



Slaughter, packaging and processing of meat and other edible animals



## Potential sectors



Agroindustry



Transportation, postal services and warehousing



Sustainable chemical industry



## Foreign trade

Source: SEDECO



**570**  
M USD

International purchases



**561**  
M USD

International sales



## Main indicators

Source: INEGI - DENEU (Mar. 2024)

**19** GDP position  
\$ 22 B USD at market prices (Dec. 2022)



**4.0%**  
Economic activity growth (Dic. 2023)

**\$ 6,879**  
USD of GDP per capita (Dec. 2022)



**10**  
Position by economic growth (Dic. 2023)

**1.8 %**  
National GDP (Dec. 2022)

Source: INEGI

## Main export sectors



**407**  
M USD  
Railway vehicles and material



**56**  
M USD  
Electrical machinery, appliances and material, and parts



**16**  
M USD  
Cotton

Source: SE. Merchandise Trade Balance of Mexico (Mar. 2024)



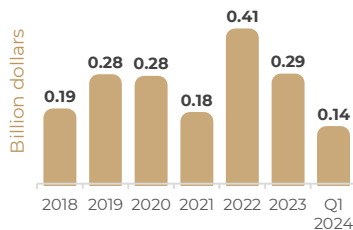
## Foreign Direct Investment

Top 3 by investment origin country first quarter of 2024


- 1 Canada 0.71 B U S D
- 2 U.S.A. 0.45 B U S D
- 3 Spain 0.36 B U S D

Historic FDI (2018-Q1 2024)

**1.76**  
(B USD)



## FDI by sector (Billion dollars)



Source: SE (Mar. 2024)