



Michoacán de Ocampo

June 2024



58,599 km²
of surface area, 3.0 % of
the national territory

113 Municipalities

West Region

5.0 million people
(Mar. 2024)

2.4 million

2.6 million

5.2 million people
(Projected to 2030)

Source: INEGI



2.3
million

Economically
Active Population
(EAP)
(Mar. 2024)



28
years

Average age
of population
(Dec. 2020)



8.9

Average of
schooling
(2022-2023)



1.7% With
respect to the
EAP

Unemployment
rate
(Mar. 2024)

Source: INEGI - SEP



Infrastructure and resources

10 Industrial Parks (2023)

Highways **10,159 km** in
length (2022)

Railroads **1,242 km** in
length (2021)

Concessionaries:
Kansas City Southern de México, S.A. de C.V.
Ferrocarril Mexicano, S.A. de C.V.

2 International airports (2022)

Passenger capacity: **900,606**
Load capacity: **364 kg**

1 Port (2021)

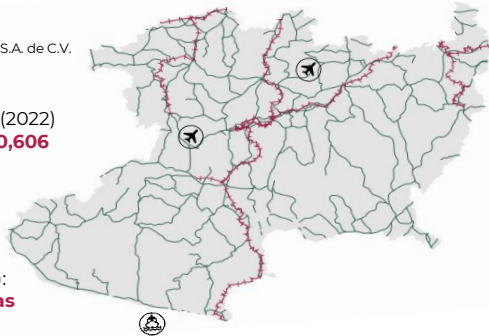
Nearby ASIPONA (2022):
Puerto Lázaro Cárdenas

Gas pipeline infrastructure
(2023): **Yes, Public**

Water resources (2019):
Number of aquifers: **22**
Availability: **Low**

Households with
internet access (2022):
56.9 %

Types of customs:
Maritime



Distance to the 3 main customs border
roads (km) (2022):

Nuevo Laredo:
1,450.3

Ciudad Juárez:
1,965.0

Tijuana:
2,841.3

Source: SICT-INEGI



Mexican talent in higher education

15,403
Graduates
(2022-2023)



42
Institutions

5,012
STEM fields
graduates

3,089
Engineering,
manufacturing
and construction



1,184
Information and
communication
technologies



739
Natural sciences,
mathematics
and statistics

Main institutions

with the highest number of STEM graduates



Universidad
Michoacana de San
Nicolás de Hidalgo

1,705



Instituto
Tecnológico de
Morelia

714



Universidad
Tecnológica de
Morelia

Universidad
Tecnológica de
Morelia

459

Engineering, manufacturing and construction graduates and postgraduates



636
Architecture and
construction



2,218
Mechanical, electrical,
electronic engineering,
chemical and related
professions



235
Manufacturing
and processes

Source: ANUIES (2022-2023 school year)



Michoacán de Ocampo

June 2024



MSMEs



260,361
enterprises

- Micro **248,720**
- Small **10,065**
- Medium-sized **1,576**

Vocations aligned to industrial policy



Iron works products manufacturing



Machinery and equipment repair and maintenance



Fishing



Potential sectors



Temporary accommodation services and food and beverage preparation services



Paper industry



Construction of civil engineering works

Source: Data MX



Foreign trade



716
M USD

International purchases



1,853
M USD

International sales

Main export sectors



1,340
M USD

Edible fruits



209
M USD

Iron and steel smelting



86
M USD

Vegetable, fruit or other fruit preparations

Source: SE. Merchandise Trade Balance of Mexico (Mar. 2024)



Main indicators

Source: INEGI - DENUE (Mar. 2024)

13 GDP position

\$ 33 B USD at market prices (Dec. 2022)

\$ 6,738
USD of GDP per capita (Dec. 2022)

2.7 %
National GDP (Dec. 2022)



3.5%
Economic activity growth (Dic. 2023)



14
Position by economic growth (Dic. 2023)

Source: INEGI



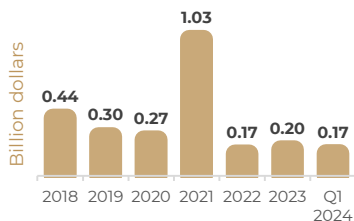
Foreign Direct Investment

Top 3 by investment origin country first quarter of 2024

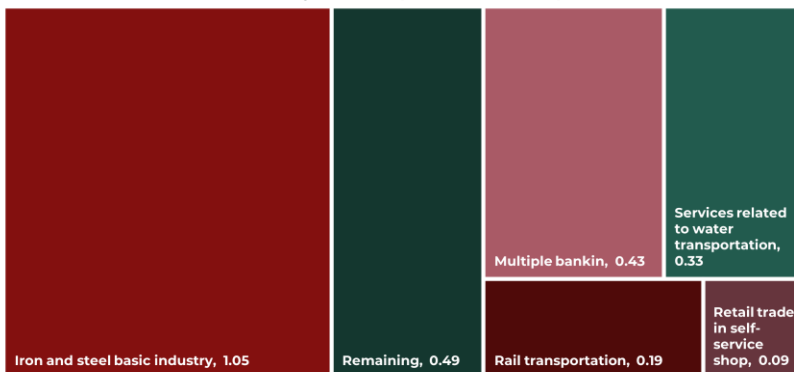
- 1 Luxembourg 1.05 B USD
- 2 U.S.A. 0.5 B USD
- 3 Spain 0.41 B USD

Historic FDI (2018-Q1 2024)

2.57
(B USD)



FDI by sector (Billion dollars)



Source: SE (Mar. 2024)