



Morelos

June 2024



4,879 km²
of surface area, 0.2% of
the national territory

33 Municipalities

Central Region

2.0 million people
(Mar. 2024)

0.9 million **1.1** million

2.1 million people
(Projected to 2030)

Source: INEGI



0.9
million

Economically
Active Population
(EAP)
(Mar. 2024)



30
years

Average age
of population
(Dec. 2020)



10.1

Average of
schooling
(2022-2023)

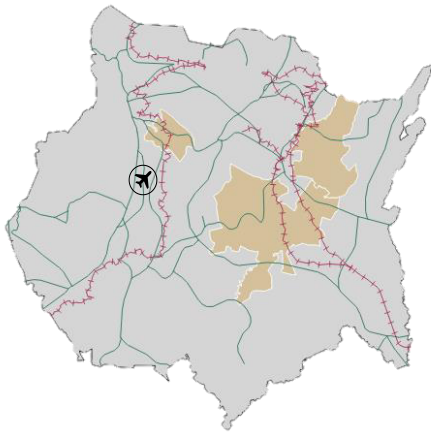


1.6%
**With respect
to the EAP**

Unemployment
rate
(Mar. 2024)

Source: INEGI - SEP

Infrastructure and resources



6 Industrial Parks (2024)

Highways **2,976 km**
in length (2022)

Railroads **259 km** in
length (2021)
Concessionaries:
Ferrosur, S.A. de C.V.

1 International airport (2022)
Passenger capacity: **57**

Nearby ASIPONA (2022):
Puerto de Tuxpan,
Veracruz

Gas pipeline infrastructure
(2023):
Yes, Private



Water resources (2019):
Number of aquifers: **4**
Availability: **Low**



Households with
internet access (2022):
69.8 %

Distance to the 3 main customs
border roads (km) (2022):

Nuevo Laredo: **1,227.8** Ciudad Juárez: **1,863.8**
Tijuana: **2,984.7**

Source: SICT-INEGI

Mexican talent in higher education



8,665
Graduates
(2022-2023)



15
Institutions

3,100
STEM fields
graduates



2,099
Engineering,
manufacturing
and construction



546
Information and
communication
technologies



455
Natural sciences,
mathematics
and statistics

Main institutions

with the highest number of STEM graduates



Universidad
Autónoma del
Estado de Morelos

1,088



Universidad
Tecnológica
Emiliano Zapata del
Estado de Morelos

651



Instituto
Tecnológico de
Zacatepec

614

Engineering, manufacturing and construction

graduates and postgraduates



424
Architecture and
construction



1,595
Mechanical, electrical,
electronic engineering,
chemical and related
professions



80
Manufacturing
and processes

Source: ANUIES (2022-2023 school year)



Morelos

June 2024



MSMEs



111,303
enterprises

- Micro **106,039**
- Small **4,463**
- Medium-sized **801**

Vocations aligned to industrial policy



Iron works products manufacturing



Machinery and equipment repair and maintenance



Slaughter, packaging and processing of meat and other edible animals



Potential sectors



Metalworking industry



Sustainable agroindustry



Logistic

Source: SEDECO



Foreign trade



411
M USD

International purchases



482
M USD

International sales



Main indicators

Source: INEGI - DENUE (Mar. 2024)

27 GDP position
\$ 13 B USD at market prices (Dec. 2022)



2.3%
Economic activity growth (Dic. 2023)

\$ 6,642
USD of GDP per capita (Dec. 2022)



21
Position by economic growth (Dic. 2023)

1.1 %
National GDP (Dec. 2022)

Source: INEGI

Main export sectors



74
M USD
Pharmaceutical products



60
M USD
Electrical machinery, appliances and material, and parts



59
M USD
Glass and glass products manufacturing

Source: SE. Merchandise Trade Balance of Mexico (Mar. 2024)



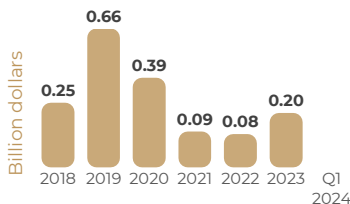
Foreign Direct Investment

Top 3 by investment origin country first quarter of 2024

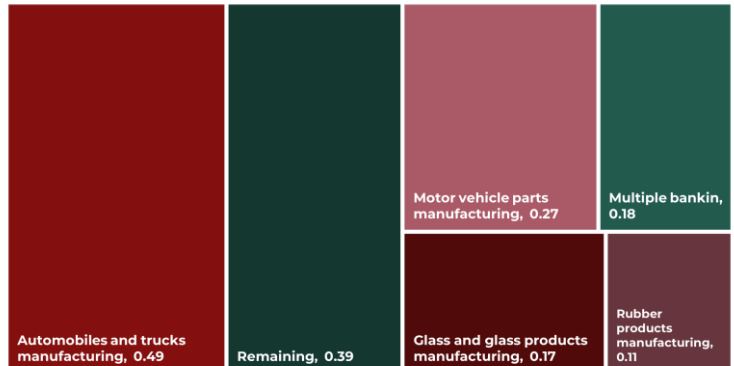
- 1 Japan 0.52 B U S D
- 2 Germany 0.4 B U S D
- 3 France 0.22 B U S D

Historic FDI (2018-Q1 2024)

1.62
(B USD)



FDI by sector (Billion dollars)



Source: SE (Mar. 2024)