



Querétaro

June 2024



11,691 km²
of surface area, 0.6% of the national territory

18 Municipalities

Central Region



1.2 million

Economically Active Population (EAP) (Mar. 2024)



29 years

Average age of population (Dec. 2020)



10.9

Average of schooling (2022-2023)



2.6%
With respect to the EAP

Unemployment rate (Mar. 2024)

2.5 million people (Mar. 2024)



1.2 million



1.3 million

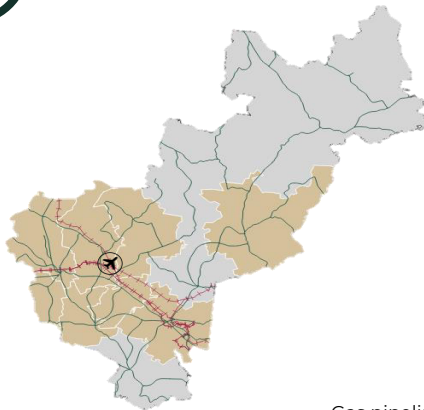
Source: INEGI

2.9 million people (Projected to 2030)

Source: INEGI - SEP



Infrastructure and resources



50 Industrial Parks (2024)

Highways **3,451 km** in length (2022)

Railroads **476 km** in length (2021)

Concessionaries:
Ferrocarril Mexicano, S.A. de C.V.
Kansas City Southern de México, S.A. de C.V.

1 International airport (2023)
Passenger capacity:
1,784,366
Load capacity:
79,824,000 kg

Nearby ASIPONA (2022):
Puerto de Tuxpan, Veracruz



Gas pipeline infrastructure (2023):
Yes, Public and Private



Water resources (2019):
Number of aquifers: **11**
Availability: **Low**



Households with internet access (2022):
77.4 %



Types of customs: **Indoor**

Distance to the 3 main customs border roads (km) (2022):

Nuevo Laredo: **941.8**

Ciudad Juárez: **1,577.8**

Tijuana: **2,698.7**

Source: SICT-INEGI-SEDECO



Mexican talent in higher education

11,681
Graduates (2022-2023)



22
Institutions

5,677
STEM fields graduates



4,355
Engineering, manufacturing and construction



795
Information and communication technologies



527
Natural sciences, mathematics and statistics

Main institutions

with the highest number of STEM graduates



Universidad Tecnológica de Querétaro

1,821



Universidad Autónoma de Querétaro

917



Universidad Tecnológica San Juan del Río

878

Engineering, manufacturing and construction

graduates and postgraduates:



359
Manufacturing and processes



3,667
Mechanical, electrical, electronic engineering, chemical and related professions



329
Architecture and construction

Source: ANUIES (2022-2023 school year)



Querétaro

June 2024



MSMEs



94,757
enterprises

- Micro **86,540**
- Small **6,659**
- Medium-sized **1,558**

Vocations aligned to industrial policy



Iron works products manufacturing



Parts machining for general purpose machinery and equipment



Machinery and equipment repair and maintenance



Potential sectors



Automotive



Aerospace



Information Technologies



Foreign trade

Source: SEDECO



5,405
M USD

International purchases



4,606
M USD

International sales

Main export sectors



1,274
M USD

Road vehicles, parts and accessories



1,099
M USD

Mechanical machinery and appliances, and parts



516
M USD

Electrical machinery, appliances and material, and parts

Source: SE, Merchandise Trade Balance of Mexico (Mar. 2024)



Main indicators

Source: INEGI - DENUE (Mar. 2024)

15

GDP position

\$ 30 busd at market prices (Dec. 2022)



3.5%

Economic activity growth (Dic. 2023)

\$ 12,352

USD of GDP per capita (Dec. 2022)



13

Position by economic growth (Dic. 2023)

2.4 %

National GDP (Dec. 2022)

Source: INEGI



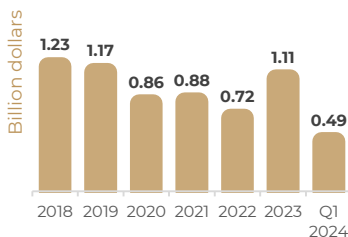
Foreign Direct Investment

Top 3 by investment origin country first quarter of 2024


Historic FDI (2018-Q1 2024)

- 1 Canada 1.19 B U S D
- 2 U.S.A. 1.14 B U S D
- 3 Spain 1.11 B U S D

6.45
(B USD)



FDI by sector (Billion dollars)



Source: SE (Mar. 2024)