



# San Luis Potosí

June 2024



**61,138 km<sup>2</sup>**  
of surface area, 3.1% of  
the national territory

**58** Municipalities

**Northwest** Region



**1.3**  
**million**

Economically  
Active Population  
(EAP)  
(Mar. 2024)



**29**  
**years**

Average age  
of population  
(Dec. 2020)



**9.9**

Average of  
schooling  
(2022-2023)



**2.3%** With  
respect to the  
EAP

Unemployment  
rate  
(Mar. 2024)

**2.9** million people  
(Mar. 2024)

**1.4**  
**million**

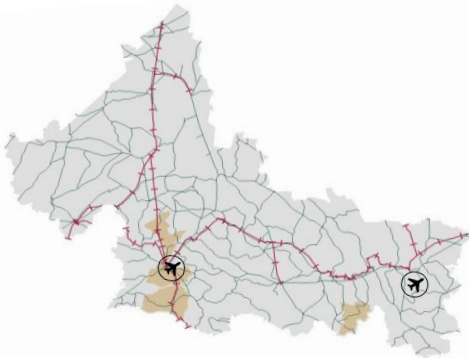
**1.5**  
**million**

Source: INEGI

**3.1** million people  
(Projected to 2030)

Source: INEGI - SEP

## Infrastructure and resources



**17** Industrial Parks  
(2024)

Highways  
**14,727 km** in  
length (2022)

Railroads **1,235**  
**km** in length  
(2021)

Concessionaries:  
Ferrocarril Mexicano, S.A. de C.V.  
Kansas City Southern de México,  
S.A. de C.V.

**1** International airport  
(2024)  
Passenger capacity:  
**718,639**  
Load capacity:  
**28,737 kg**

Nearby ASIPONA (2021):  
**Puerto de Tampico, Tamaulipas**

Gas pipeline infrastructure  
(2023): **Yes, Private and Public**

Water resources (2019):  
Number of aquifers: **19**  
Availability: **High**

Households with  
internet access (2022):  
**65.1 %**

Distance to the 3 main customs border roads  
(km) (2022):

Nuevo Laredo:  
**719.0**

Ciudad Juárez:  
**2,428.5**

Tijuana:  
**1,378.1**

Source: SICT-INEGI SEDECO

## Mexican talent in higher education

**9,580**  
Graduates  
(2022-2023)



**26**  
Institutions

**3,864**  
STEM fields  
graduates

**2,947**  
Engineering,  
manufacturing  
and construction

**492**  
Information and  
communication  
technologies

**425**  
Natural  
sciences,  
mathematics  
and statistics

## Main institutions

with the highest number of STEM graduates



Universidad Autónoma  
de San Luis Potosí

**1,239**



Universidad Tecnológica  
de San Luis Potosí

Universidad  
Tecnológica de  
San Luis Potosí

**601**

**UNIVERSIDAD  
POLITECNICA  
DE SAN LUIS POTOSÍ**

Universidad  
Politécnica de  
San Luis Potosí

**424**

## Engineering, manufacturing and construction graduates and postgraduates

**347**

Architecture and  
construction

**2,281**

Mechanical, electrical,  
electronic engineering,  
chemical and related  
professions

**319**

Manufacturing  
and processes

Source: ANUIES (2022-2023 school year)



# San Luis Potosí

June 2024



## MSMEs



**113,450**  
enterprises

- Micro **105,786**
- Small **6,416**
- Medium-sized **1,248**

### Vocations aligned to industrial policy



Iron works products manufacturing



Machinery and equipment repair and maintenance



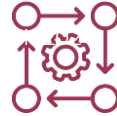
Parts machining for general purpose machinery and equipment



## Potential sectors



Energías renovables



Logística



Automotriz

Source: SEDECO



## Foreign trade



**2,958**  
M USD

International purchases



**3,453**  
M USD

International sales

### Main export sectors



**1,321**  
M USD  
Road vehicles, parts and accessories



**776**  
M USD  
Electrical machinery, appliances and material, and parts



**389**  
M USD  
Mechanical machinery and appliances, and parts

Source: SE, Merchandise Trade Balance of Mexico (Mar. 2024)



## Main indicators

Source: INEGI - DENUE (Mar. 2024)

**16** GDP position  
\$ 28 B USD at market prices (Dec. 2022)



**7.9%**  
Economic activity growth (Dic. 2023)

**\$ 9,685**  
USD of GDP per capita (Dec. 2022)



**3**  
Position by economic growth (Dic. 2023)

**2.2 %**  
National GDP (Dec. 2022)

Source: INEGI



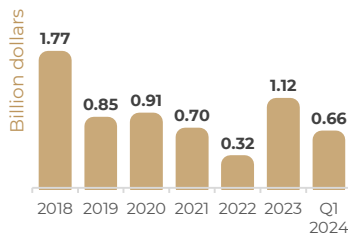
## Foreign Direct Investment

Top 3 by investment origin country first quarter of 2024

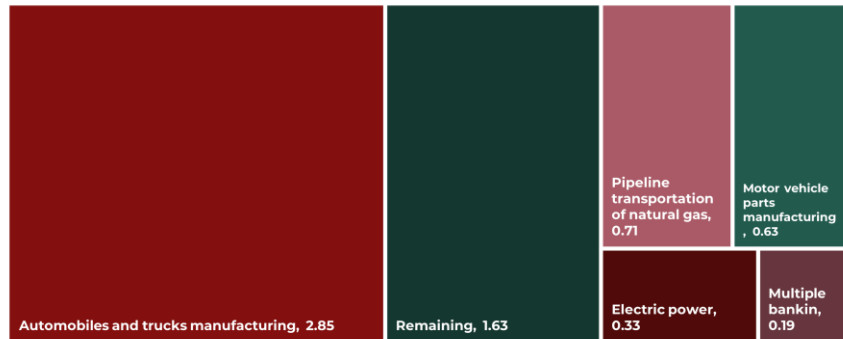
- 1 U.S.A. 2.38 B USD
- 2 Germany 1.76 B USD
- 3 Canada 0.97 B USD

Historic FDI (2018-Q1 2024)

**6.34**  
(B USD)



### FDI by sector (Billion dollars)



Source: SE (Mar. 2024)