



Aguascalientes

August 2024



5,615.7 km²
of surface area, 0.3 % of
the national territory

11 Municipalities

West Region

1.5 million people
(Mar. 2024)

0.7
million

0.8
million

1.6 million people
(Projected to 2030)

Source: INEGI



0.7
million

Economically
Active Population
(EAP)
(Mar. 2024)



27
years

Average age
of population
(Dec. 2020)



10.6

Average of
schooling
(2022-2023)



3.0% with
respect to the
EAP

Unemployment
rate
(Mar. 2024)

Source: INEGI-SEP



Infrastructure and resources

16 Industrial Parks
(2023)

Highways: **2,401 km**
in length (2022)

Railroads: **223 km** in
length (2021)

Concessionaires :
Kansas City Southern de México, S.A. de C.V.
Ferrocarril Mexicano, S.A. de C.V.

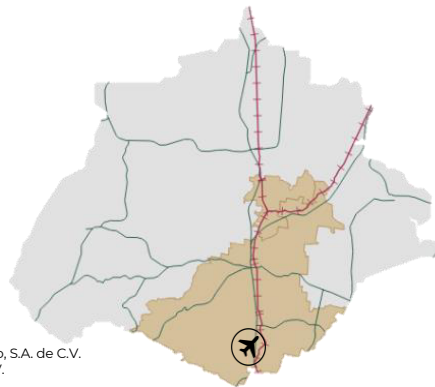
1 International Airport (2022)
Passenger capacity: **555,601**
Load capacity: **159,275 kg**

Nearby ASIPONA (2022):
**Puerto de Manzanillo,
Colima**

Gas pipeline
infrastructure (2023):
Yes, Private

Households with
internet access (2022):
75.8%

Types of customs:
Indoor



Water resources (2019):
Number of aquifers: **5**
Availability: **Very low**

Distance to the 3 main customs
border roads (km) (2022):

Nuevo Laredo:
809.6

Ciudad Juárez:
1,314.1

Tijuana:
2,435.0

Source: SICT-INEGI



Mexican talent in higher education

8,270

Graduates
(2022-2023)



18

Institutions

3,258

STEM
fields
graduates

2,486

Engineering,
manufacturing
and construction

630

Information and
communication
technologies

142

Natural sciences,
mathematics and
statistics

Main institutions

with the highest number of STEM graduates



Universidad
Tecnológica de
Aguascalientes

777



UNIVERSIDAD AUTÓNOMA
DE AGUASCALIENTES

Universidad Autónoma de
Aguascalientes

757



Instituto
Tecnológico de
Aguascalientes

623

Engineering, manufacturing and construction

graduates and postgraduates:



175

Architecture and
construction



2,137

Mechanical, electrical,
electronic,
engineering,
chemical and related
professions



174

Manufacturing and
processes

Source: ANUIES (2022-2023 school year)



Aguascalientes

August 2024



MSMEs



61,584
enterprises

- Micro **56,399**
- Small **4,332**
- Medium-sized **853**

Vocations aligned to industrial policy



Iron works products manufacturing



Machinery and equipment repair and maintenance



Parts machining for general purpose machinery and equipment



Potential sectors



Educational services



Mass media information



Mining

Source: Data MX



Foreign trade



4,001
M USD

International purchases



3,548
M USD

International sales

Main export sectors



2,151
M USD
Road vehicles, parts and accessories



325
M USD
Mechanical machinery and appliances, and parts



231
M USD
Optical, photography or cinematography instruments and devices

Source: SE. Merchandise Trade Balance of Mexico (Jun. 2024)



Main indicators

Source: INEGI - DENUE (Mar. 2024)

24 GDP position
\$ 16 B USD at market prices (Dec. 2022)



1.8 %
Economic activity growth (Mar. 2024)

\$ 11,052
USD of GDP per capita (Dec. 2022)



19
Position by economic growth (Mar. 2024)

1.3 %
National GDP (Dec. 2022)

Source: INEGI



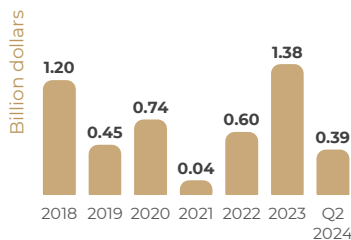
Foreign Direct Investment

Top 3 by investment origin country second quarter of 2024

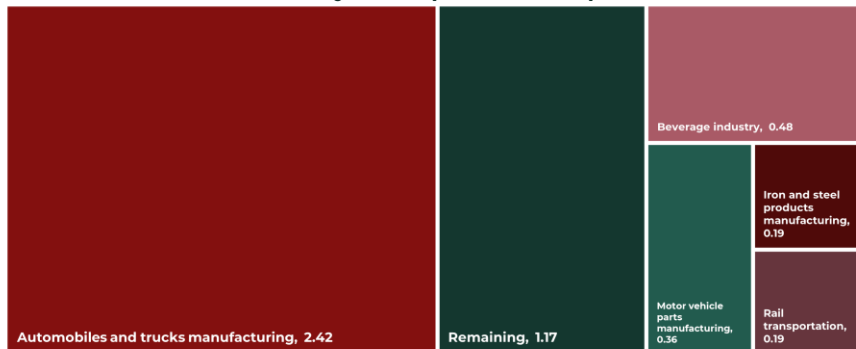
- 1 Japan 2.85 B USD
- 2 U.S.A. 0.67 B USD
- 3 Germany 0.57 B USD

Historic FDI (2018-Q2 2024)

4.81
(B USD)



FDI by sector (Billion dollars)



Source: SE (Jun. 2023)