



# Coahuila de Zaragoza

August 2024



**151,595 km<sup>2</sup>**  
of surface area, 7.7% of the national territory

**38** Municipalities

**Northeast** Region

**3.3 million people**  
(Mar. 2024)

**3.6 million people**  
(Projected to 2030)



**1.6 million**



**1.7 million**

Source: INEGI



**1.5 million**

Economically Active Population (EAP)  
(Mar. 2024)



**29 Years**

Average age of population  
(Dec. 2020)



**10.6**

Average of schooling  
(2022-2023)



**4.2% With respect to the EAP**

Unemployment rate  
(Mar. 2024)

Source: INEGI-SEP

## Infrastructure and recourses

**109** Industrial Parks (2024)

Highways **8,763 km** in length (2022)

Railroads **2,218 km** in length (2021)

Concessionaries:  
Ferrocarriil Mexicano, S.A. de C.V.  
Línea Coahuila Durango, S.A. de C.V.

**5** International airports (2022)  
Passenger capacity: **357,077**  
Load capacity: **8,180,896 kg**

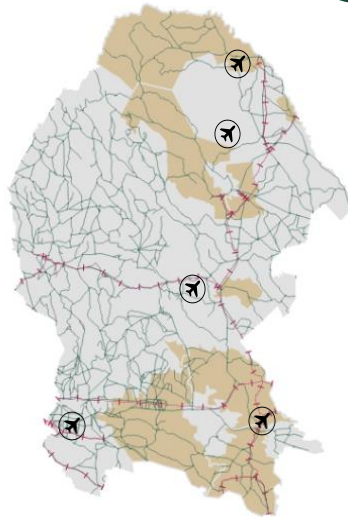
Nearby ASIPONA (2022):  
**Puerto de Altamira, Tamaulipas**

Gas pipeline infrastructure (2023): **Yes, Public**

Water resources (2019):  
Number of aquifers: **28**  
Availability: **Low**

Households with internet access (2022):  
**70.0 %**

Types of customs:  
**Borderline and indoor**



Distance to the 3 main customs border roads (km) (2022):

Nuevo Laredo  
**592.5**

Ciudad Juárez  
**816.2**

Tijuana  
**1,937.1**

Source: SICT-INEGI- SEDECO

## Mexican talent in higher education

**16,006**  
Graduates  
(2022-2023)



**40**  
Institutions

**8,170**  
STEM fields graduates

**7,121**  
Engineering, manufacturing and construction

**643**  
Information and communication technologies

**406**  
Natural sciences, mathematics and statistics

## Main institutions

with the highest number of STEM graduates



Universidad Tecnológica de Coahuila

**1,093**



Universidad Tecnológica de Torreón

**1,091**



Universidad Autónoma de Coahuila

**1,052**

## Engineering, manufacturing and construction

graduates and postgraduates:



**779**  
Manufacturing and processes



**6,192**  
Mechanical, electrical, electronic engineering, chemical and related professions



**150**  
Architecture and construction

Source: ANUIES (2022-2023 school year)



# Coahuila de Zaragoza

August 2024



## MSMEs



**114,146**

enterprises

- Micro **103,531**
- Small **8,781**
- Medium-sized **1,834**

### Vocations aligned to industrial policy



Iron works products manufacturing



Machinery and equipment repair and maintenance



Parts machining for general purpose machinery and equipment



## Potential sectors



Business support services, waste management and remediation services



Real estate services and tangible and intangible goods rental and leasing



Agriculture, animal breeding and production, forestry, fishing and hunting



## Foreign trade

Source: Data MX



**9,124**  
M USD

International purchases



**16,468**  
M USD

International sales



## Main indicators

Source: INEGI - DENU (Mar. 2024)

**8** GDP position

\$ 47 B USD at market prices (Dec. 2022)



**-3.1 %**

Economic activity growth (Mar. 2024)

**\$ 14,443**

USD of GDP per capita (Dec. 2022)



**32**

Position by economic growth (Mar. 2024)

**3.8 %**

National GDP (Dec. 2022)

Source: INEGI

## Main export sectors



**3,345**  
M USD

Road vehicles, parts and accessories



**3,242**  
M USD

Mechanical machinery and appliances, and parts



**2,060**  
M USD

Beverages, alcoholic liquids and vinegar

Source: SE. Merchandise Trade Balance of Mexico (Jun. 2024)



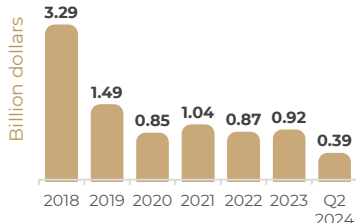
## Foreign Direct Investment

Top 3 by investment origin country second quarter of 2024

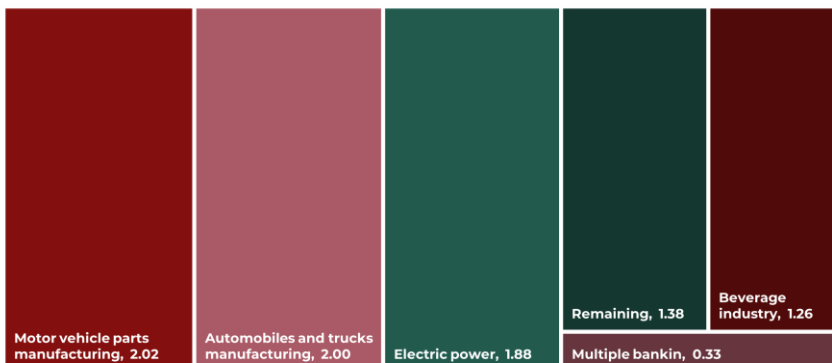
- 1 U.S.A. 3.58 B U S D
- 2 Italy 1.49 B U S D
- 3 Canada 1.22 B U S D

Historic FDI (2018-Q2 2024)

**8.86**  
(B USD)



## FDI by sector (Billion dollars)



Source: SE (Jun. 2023)