



Hidalgo

August 2024



20,821 km²
of surface area, 1.1% of
the national territory

84 Municipalities
Central Region



1.5
million

Economically
Active Population
(EAP)
(Mar. 2024)



30
years

Average age
of population
(Dec. 2020)



9.6

Average of
schooling
(2022-2023)



2.2%
With respect
to the EAP

Unemployment
rate
(Mar. 2024)

3.2 million people
(Mar. 2024)

1.5
million

1.7
million

3.4 million people
(Projected to 2030)

Source: INEGI

Source: INEGI - SEP



Infrastructure and resources

12 Industrial Parks (2024)

Highways **13,822 km**
km in length (2022)

Railroads **876 km** in
length (2021)
Concessionaries:
Ferrocarril Mexicano, S.A. de C.V.
Ferrosur, S.A. de C.V.
Kansas City Southern de México, S.A. de C.V.

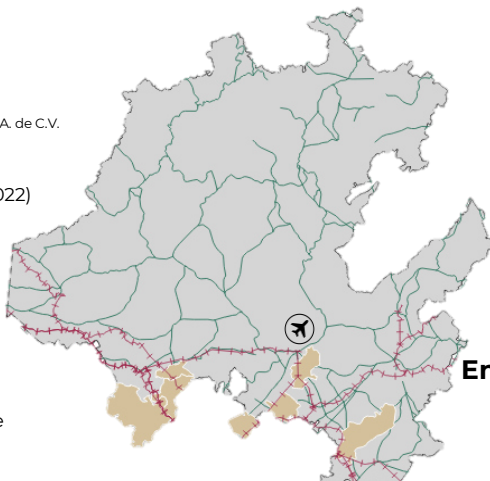
1 International airport (2022)
Passenger capacity: **285**

Nearby ASIPONA (2022):
Puerto de Tuxpan,
Veracruz

Gas pipeline infrastructure
(2023):
Yes, Public and Private

Water resources (2019):
Number of aquifers: **21**
Availability: **Mean**

Households with
internet access (2022):
58.3 %



Distance to the 3 main customs border
roads (km) (2022):

Nuevo Laredo:
1,130.0

Ciudad Juárez:
1,881.0

Tijuana:
2,776.8

Source: SICT-INEGI-SEDECO



Mexican talent in higher education

14,962
Graduates
(2022-2023)



34
Institutions

6,489
STEM fields
graduates

4,763
Engineering,
manufacturing
and construction

1,317
Information and
communication
technologies

409
Natural sciences,
mathematics
and statistics

Main institutions

with the highest number of STEM graduates



Universidad Tecnológica
de Tula-Tepeji

945



Universidad
Autónoma del
Estado de Hidalgo

656



Universidad
Tecnológica de la
Huasteca Hidalguense

614

Engineering, manufacturing and construction graduates and postgraduates:

907

Architecture and
construction

3,337

Mechanical, electrical,
electronic engineering,
chemical and related
professions

519

Manufacturing
and processes

Source: ANUIES (2022-2023 school year)



Hidalgo

August 2024



MSMEs



139,312
enterprises

- Micro **133,069**
- Small **5,301**
- Medium-sized **942**

Vocations aligned to industrial policy



Iron works products manufacturing



Machinery and equipment repair and maintenance



Slaughter, packaging and processing of meat and other edible animals



Potential sectors



Agroindustry



Transportation, postal services and warehousing



Sustainable chemical industry



Foreign trade

Source: SEDECO



1,138
M USD

International purchases



1,087
M USD

International sales



Main indicators

Source: INEGI - DENEU (Mar. 2024)

19 GDP position
\$ 22 B USD at market prices (Dec. 2022)



4.4 %
Economic activity growth (Mar. 2024)

\$ 6,879
USD of GDP per capita (Dec. 2022)



5
Position by economic growth (Mar. 2024)

1.8 %
National GDP (Dec. 2022)

Source: INEGI



Foreign Direct Investment


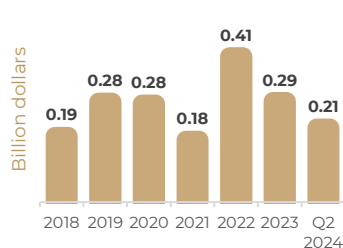
Source: SE. Merchandise Trade Balance of Mexico (Jun. 2024)

Historic FDI (2018-Q2 2024)

Top 3 by investment origin country second quarter of 2024

- 1 Canada 0.71 B USD
- 2 U.S.A. 0.48 B USD
- 3 Spain 0.37 B USD

FDI by sector (Billion dollars)



Source: SE (Jun. 2023)