



# Michoacán de Ocampo

August 2024



**58,599 km<sup>2</sup>**  
of surface area, 3.0 % of  
the national territory

**113** Municipalities

**West** Region

**5.0** million people  
(Mar. 2024)

**2.4** million

**2.6** million

**5.2** million people  
(Projected to 2030)

Source: INEGI



**2.3**  
million

Economically  
Active Population  
(EAP)  
(Mar. 2024)



**28**  
years

Average age  
of population  
(Dec. 2020)



**8.9**

Average of  
schooling  
(2022-2023)



**1.7%** With  
respect to the  
EAP

Unemployment  
rate  
(Mar. 2024)

Source: INEGI - SEP



## Infrastructure and resources

**10** Industrial Parks (2023)

Highways **10,159 km** in  
length (2022)

Railroads **1,242 km** in  
length (2021)

Concessionaries:  
Kansas City Southern de México, S.A. de C.V.  
Ferrocarril Mexicano, S.A. de C.V.

**2** International airports (2022)

Passenger capacity: **900,606**  
Load capacity: **364 kg**

**1** Port (2021)

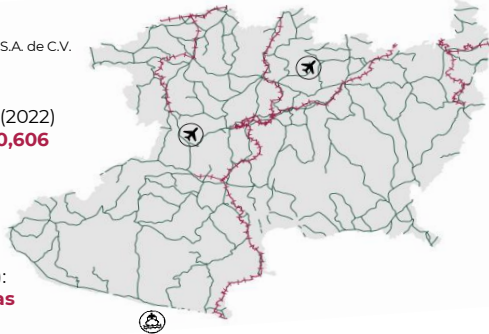
Nearby ASIPONA (2022):  
**Puerto Lázaro Cárdenas**

Gas pipeline infrastructure  
(2023): **Yes, Public**

Water resources (2019):  
Number of aquifers: **22**  
Availability: **Low**

Households with  
internet access (2022):  
**56.9 %**

Types of customs:  
**Maritime**



Distance to the 3 main customs border  
roads (km) (2022):

Nuevo Laredo:  
**1,450.3**

Ciudad Juárez:  
**1,965.0**

Tijuana:  
**2,841.3**

Source: SICT-INEGI



## Mexican talent in higher education

**15,403**  
Graduates  
(2022-2023)



**42**  
Institutions

**5,012**  
STEM fields  
graduates

**3,089**  
Engineering,  
manufacturing  
and construction



**1,184**  
Information and  
communication  
technologies



**739**  
Natural sciences,  
mathematics  
and statistics

## Main institutions

with the highest number of STEM graduates



Universidad  
Michoacana de San  
Nicolás de Hidalgo

**1,705**



Instituto  
Tecnológico de  
Morelia

**714**



Universidad  
Tecnológica de  
Morelia

Universidad  
Tecnológica de  
Morelia

**459**

## Engineering, manufacturing and construction graduates and postgraduates



**636**  
Architecture and  
construction



**2,218**  
Mechanical, electrical,  
electronic engineering,  
chemical and related  
professions



**235**  
Manufacturing  
and processes

Source: ANUIES (2022-2023 school year)



# Michoacán de Ocampo

August 2024



## MSMEs



**260,361**  
enterprises

- Micro **248,720**
- Small **10,065**
- Medium-sized **1,576**

### Vocations aligned to industrial policy



Iron works products manufacturing



Machinery and equipment repair and maintenance



Fishing



## Potential sectors



Temporary accommodation services and food and beverage preparation services



Paper industry



Construction of civil engineering works

Source: Data MX



## Foreign trade



**1,511**  
M USD

International purchases



**3,263**  
M USD

International sales

### Main export sectors



**2,355**  
M USD

Edible fruits



**310**  
M USD

Iron and steel smelting



**175**  
M USD

Vegetable, fruit or other fruit preparations

Source: SE. Merchandise Trade Balance of Mexico (Jun. 2024)



## Main indicators

Source: INEGI - DENUE (Mar. 2024)

**13** GDP position

\$ 33 B USD at market prices (Dec. 2022)

**\$ 6,738**  
USD of GDP per capita (Dec. 2022)

**2.7 %**  
National GDP (Dec. 2022)



**0.3 %**  
Economic activity growth (Mar. 2024)



**26**  
Position by economic growth (Mar. 2024)

Source: INEGI



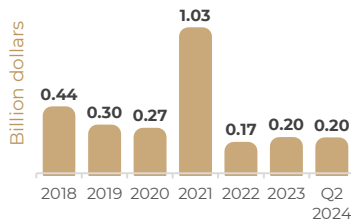
## Foreign Direct Investment

Top 3 by investment origin country second quarter of 2024

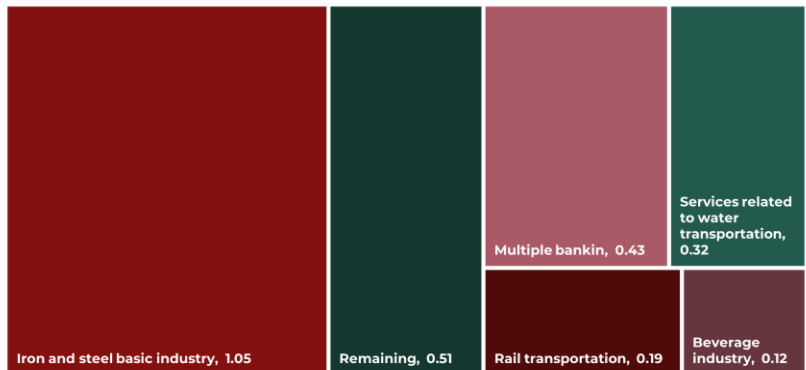
- 1 Luxembourg 1.05 B U S D
- 2 U.S.A. 0.51 B U S D
- 3 Spain 0.41 B U S D

Historic FDI (2018-Q2 2024)

**2.61**  
(B USD)



### FDI by sector (Billion dollars)



Source: SE (Jun. 2023)