



# Morelos

August 2024



**4,879 km<sup>2</sup>**  
of surface area, 0.2% of  
the national territory

**33** Municipalities

**Central** Region

**2.0** million people  
(Mar. 2024)



**0.9**  
million



**1.1**  
million

**2.1** million people  
(Projected to 2030)

Source: INEGI



**0.9**  
million

Economically  
Active Population  
(EAP)  
(Mar. 2024)



**30**  
years

Average age  
of population  
(Dec. 2020)



**10.1**

Average of  
schooling  
(2022-2023)

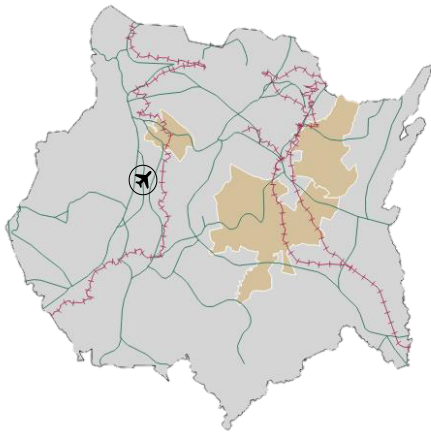


**1.6%**  
With respect  
to the EAP

Unemployment  
rate  
(Mar. 2024)

Source: INEGI - SEP

## Infrastructure and resources



**6** Industrial Parks (2024)

Highways **2,976 km**  
in length (2022)

Railroads **259 km** in  
length (2021)  
Concessionaries:  
FerroSur, S.A. de C.V.

**1** International airport (2022)  
Passenger capacity: **57**

Nearby ASIPONA (2022):  
**Puerto de Tuxpan,**  
**Veracruz**

Gas pipeline infrastructure  
(2023):  
**Yes, Private**



Water resources (2019):  
Number of aquifers: **4**  
Availability: **Low**



Households with  
internet access (2022):  
**69.8 %**

Distance to the 3 main customs  
border roads (km) (2022):

Nuevo Laredo: **1,227.8**      Ciudad Juárez: **1,863.8**

Tijuana:  
**2,984.7**

Source: SICT-INEGI

## Mexican talent in higher education

**8,665**  
Graduates  
(2022-2023)



**15**  
Institutions

**3,100**  
STEM fields  
graduates



**2,099**  
Engineering,  
manufacturing  
and construction



**546**  
Information and  
communication  
technologies



**455**  
Natural sciences,  
mathematics  
and statistics

## Main institutions

with the highest number of STEM graduates



Universidad  
Autónoma del  
Estado de Morelos

**1,088**



Universidad  
Tecnológica  
Emiliano Zapata del  
Estado de Morelos

**651**



Instituto  
Tecnológico de  
Zacatepec

**614**

## Engineering, manufacturing and construction

graduates and postgraduates



**424**

Architecture and  
construction



**1,595**

Mechanical, electrical,  
electronic engineering,  
chemical and related  
professions



**80**

Manufacturing  
and processes

Source: ANUIES (2022-2023 school year)



# Morelos

August 2024



## MSMEs



**111,303**  
enterprises

- Micro **106,039**
- Small **4,463**
- Medium-sized **801**

### Vocations aligned to industrial policy




Iron works products manufacturing



Machinery and equipment repair and maintenance



Slaughter, packaging and processing of meat and other edible animals



## Potential sectors



Metalworking industry



Sustainable agroindustry



Logistic

Source: SEDECO



## Foreign trade



**824**  
**M USD**

International purchases



**1,014**  
**M USD**

International sales



## Main indicators

Source: INEGI - DENUE (Mar. 2024)

**27** GDP position  
\$ 13 B USD at market prices (Dec. 2022)



**0.4 %**  
Economic activity growth (Mar. 2024)

**\$ 6,642**  
USD of GDP per capita (Dec. 2022)



**24**  
Position by economic growth (Mar. 2024)

**1.1 %**  
National GDP (Dec. 2022)

Source: INEGI

## Main export sectors



**168**  
**M USD**  
Pharmaceutical products



**130**  
**M USD**  
Electrical machinery, appliances and material, and parts



**126**  
**M USD**  
Organic chemicals

Source: SE. Merchandise Trade Balance of Mexico (Jun. 2024)



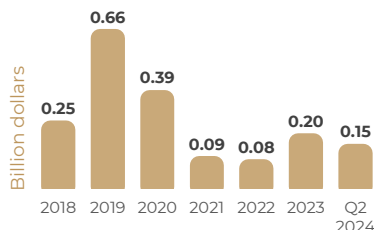
## Foreign Direct Investment

Top 3 by investment origin country second quarter of 2024

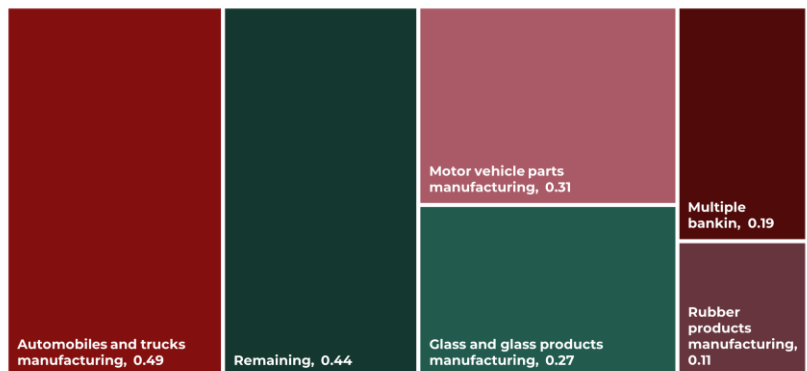
- 1 Japan 0.53 B U S D
- 2 Germany 0.44 B U S D
- 3 France 0.31 B U S D

Historic FDI (2018-Q2 2024)

**1.81**  
**(B USD)**



## FDI by sector (Billion dollars)



Source: SE (Jun. 2023)