



# Nayarit

August 2024



**27,857 km<sup>2</sup>**  
of surface area, 1.4% of  
the national territory

**20** Municipalities

**West** Region

**1.3** million people  
(Mar. 2024)

**0.6** million

**0.6** million

**1.4** million people  
(Projected to 2030)

Source: INEGI



**0.7**  
million

Economically  
Active Population  
(EAP)  
(Mar. 2024)



**29**  
years

Average age  
of population  
(Dec. 2020)



**10.0**

Average of  
schooling  
(2022-2023)



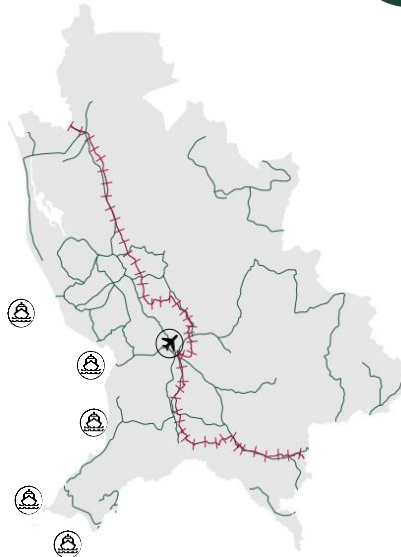
**2.0%**  
With respect  
to the EAP

Unemployment  
rate  
(Mar. 2024)

Source: INEGI - SEP



## Infrastructure and resources



**1** Industrial Park  
(2024)

Highways **5,542 km** in  
length (2022)

Railroads **394 km** in  
length (2022)  
Concessionaries:  
Ferrocarril Mexicano, S.A. de C.V.

**1** International airport (2024)  
Passenger capacity **99,896**  
Load capacity: **1,152 kg**

**5** Ports (2021)

Nearby ASIPONA (2022):  
**Puerto de Manzanillo,  
Colima**

Gas pipeline infrastructure  
(2023): **Unavailable**



Water resources (2019):  
Number of aquifers: **12**  
Availability: **High**



Households with  
internet access (2022):  
**63.8 %**

Distance to the 3 main customs border  
roads (km) (2022):

Nuevo Laredo:  
**1,220.7**

Tijuana:  
**2,061.5**

Ciudad Juárez:  
**1,503.2**

Source: SICT-INEGI-SEDECO



## Mexican talent in higher education

**5,605**  
Graduates  
(2021-2022)



**17**  
Institutions

**1,235**  
STEM fields  
graduates



**888**  
Engineering,  
manufacturing  
and construction



**212**  
Information and  
communication  
technologies



**135**  
Natural sciences,  
mathematics  
and statistics

## Main institutions

with the highest number of STEM graduates



Instituto Tecnológico  
de Tepic

**532**



Universidad  
Tecnológica de  
Nayarit

**305**



Universidad  
Autónoma de Nayarit

**191**

## Engineering, manufacturing and construction graduates and postgraduates



Architecture and  
construction

**316**



Mechanical, electrical,  
electronic engineering,  
chemical and related  
professions

**472**



Manufacturing  
and processes

**100**

Source: ANUIES (2022-2023 school year)



# Nayarit

August 2024



## MSMEs



**66,275**  
enterprises

- Micro **62,220**
- Small **3,554**
- Medium-sized **501**

### Vocations aligned to industrial policy



Fishing



Iron works  
products  
manufacturing



Machinery and  
equipment repair  
and maintenance



## Potential sectors



Mass media  
information



Transportation,  
postal services  
and warehousing



Mining

Source: Data MX



## Foreign trade



**37**

**M USD**

International purchases



**184**

**M USD**

International sales



## Main indicators

Source: INEGI - DENUE (Mar. 2024)

**30** GDP position

\$ 8 B USD at market prices  
(Dec. 2022)



**0.4 %**

Economic activity growth  
(Mar. 2024)

**\$ 6,661**

USD of **GDP per capita**  
(Dec. 2022)



**25**

Position by economic  
growth  
(Mar. 2024)

**0.7 %**

National **GDP**  
(Dec. 2022)

Source: INEGI

## Main export sectors



**63**

**M USD**

Vegetables, plants,  
roots and tubers



**52**

**M USD**

Edible fruits



**31**

**M USD**

Beverages,  
alcoholic liquids  
and vinegar

Source: SE. Merchandise Trade Balance of Mexico (Jun. 2024)



## Foreign Direct Investment


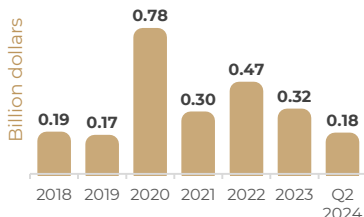
Top 3 by investment origin country  
second quarter of 2024

- 1 Canada 1.02 B USD
- 2 Spain 0.71 B USD
- 3 U.S.A. 0.60 B USD

## FDI by sector (Billion dollars)

Historic FDI  
(2018-Q2 2024)

**2.42**  
(B USD)



Source: SE (Jun. 2023)