



# Oaxaca

August 2024



**93,758 km<sup>2</sup>**  
of surface area, 4.8% of  
the national territory

**570** Municipalities  
**South-Southeast** Region

**4.3 million people**  
(Mar. 2024)



**2.0 million**



**2.3 million**

**4.5 million people**  
(Projected to 2030)

Source: INEGI



**1.9 million**

Economically  
Active Population  
(EAP)  
(Mar. 2024)



**28 years**

Average age  
of population  
(Dec. 2020)



**8.4**

Average of  
schooling  
(2022-2023)



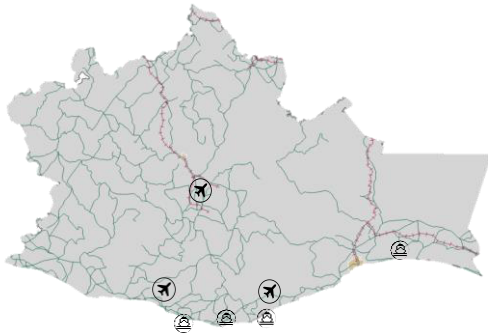
**1.4%**  
With respect  
to the EAP

Unemployment  
rate  
(Mar. 2024)

Source: INEGI - SEP



## Infrastructure and recourses



**2** Industrial Parks (2023)

Highways **32,682 km** in  
length (2022)

Railroads **649 km** in  
length (2021)

Concessionaries:  
Ferrocarriil del Istmo de Tehuantepec, S.A.  
de C.V.

**3** International airports (2022)  
Passenger capacity:  
**1,577,556**  
Load capacity:  
**2,525,004 kg**

**4** Ports (2021)

Nearby ASIPONA (2022):  
**Puerto de Salina Cruz**



Gas pipeline infrastructure  
(2023):  
**Yes, Public**



Water resources (2019)  
Number of aquifers: **21**  
Availability: **High**



Households with  
internet access (2022):  
**47.4 %**



Types of customs: **Maritime**

Distance to the 3 main customs  
border roads (km) (2022):

Nuevo Laredo:  
**1,684.9**

Ciudad Juárez:  
**2,320.9**

Tijuana:  
**3,441.8**

Source: SICT-INEGI-SEDECO



## Mexican talent in higher education

**8,851**  
Graduates  
(2022-2023)



**46**  
Institutions

**3,003**  
STEM fields  
graduates



**2,192**  
Engineering,  
manufacturing  
and construction



**488**  
Information and  
communication  
technologies



**323**  
Natural  
sciences,  
mathematics  
and statistics

## Main institutions

with the highest number of STEM graduates



Instituto  
Tecnológico de  
Oaxaca

**1,140**



Instituto Tecnológico  
del Istmo

**266**



Instituto Tecnológico  
de Tuxtepec

**216**

## Engineering, manufacturing and construction graduates and postgraduates:



**680**

Architecture and  
construction



**1,451**

Mechanical, electrical,  
electronic engineering,  
chemical and related  
professions



**61**

Manufacturing  
and processes

Source: ANUIES (2022-2023 school year)



# Oaxaca

August 2024



## MSMEs



**251,132**  
enterprises

- Micro **241,607**
- Small **8,538**
- Medium-sized **987**

### Vocations aligned to industrial policy



Iron works products manufacturing



Fishing



Slaughter, packaging and processing of meat and other edible animals

Source: INEGI - DENUE (Mar. 2024)



## Potential sectors



Educational Services



Construction



Transportation, postal services and warehousing

Source: Data MX



## Foreign trade



**69**  
M USD

International purchases



**188**  
M USD

International sales

### Main export sectors



**121**  
M USD

Beverages, alcoholic liquids and vinegar



**46**  
M USD

Edible fruits



**7**  
M USD

Modified starch products

Source: SE. Merchandise Trade Balance of Mexico (Jun. 2024)



## Main indicators

**20** GDP position  
\$ 21 B USD at market prices (Dec. 2022)



**1.9 %**  
Economic activity growth (Mar. 2024)

**\$ 4,953**  
USD of GDP per capita (Dec. 2022)



**18**  
Position by economic growth (Mar. 2024)

**1.7 %**  
National GDP (Dec. 2022)

Source: INEGI



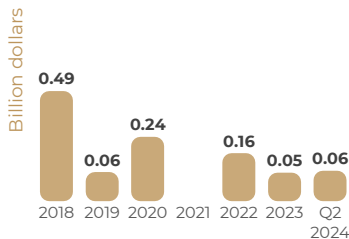
## Foreign Direct Investment

Top 3 by investment origin country second quarter of 2024

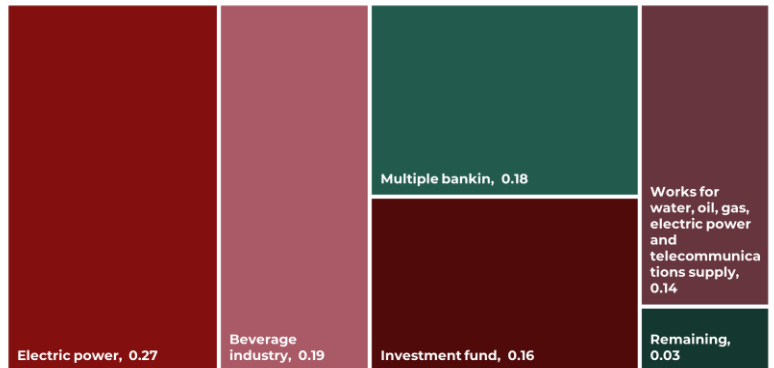
- 1 Spain 0.25 B U S D
- 2 Italy 0.21 B U S D
- 3 Belgium 0.18 B U S D

Historic FDI (2018-Q2 2024)

**0.97**  
(B USD)



## FDI by sector (Billion dollars)



Source: SE (Jun. 2023)