



San Luis Potosí

August 2024



61,138 km²
of surface area, 3.1% of
the national territory

58 Municipalities

Northwest Region



1.3
million

Economically
Active Population
(EAP)
(Mar. 2024)



29
years

Average age
of population
(Dec. 2020)



9.9

Average of
schooling
(2022-2023)



2.3% With
respect to the
EAP

Unemployment
rate
(Mar. 2024)

2.9 million people
(Mar. 2024)

1.4
million

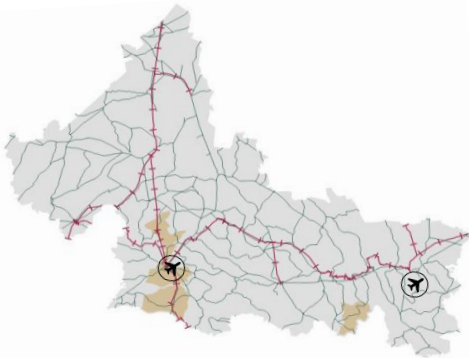
1.5
million

Source: INEGI

3.1 million people
(Projected to 2030)

Source: INEGI - SEP

Infrastructure and resources



17 Industrial Parks
(2024)

Highways
14,727 km in
length (2022)

Railroads **1,235**
km in length
(2021)

Concessionaries:
Ferrocarril Mexicano, S.A. de C.V.
Kansas City Southern de México,
S.A. de C.V.

1 International airport
(2024)
Passenger capacity:
718,639
Load capacity:
28,737 kg

Nearby ASIPONA (2021):
Puerto de Tampico, Tamaulipas

Gas pipeline infrastructure
(2023): **Yes, Private and Public**

Water resources (2019):
Number of aquifers: **19**
Availability: **High**

Households with
internet access (2022):
65.1 %

Distance to the 3 main customs border roads
(km) (2022):

Nuevo Laredo:
719.0

Ciudad Juárez:
2,428.5

Tijuana:
1,378.1

Source: SICT-INEGI SEDECO

Mexican talent in higher education

9,580
Graduates
(2022-2023)



26
Institutions

3,864
STEM fields
graduates

2,947
Engineering,
manufacturing
and construction

492
Information and
communication
technologies

425
Natural
sciences,
mathematics
and statistics

Main institutions

with the highest number of STEM graduates



Universidad Autónoma
de San Luis Potosí

1,239



Universidad Tecnológica
de San Luis Potosí

Universidad
Tecnológica de
San Luis Potosí

601

**UNIVERSIDAD
POLITECNICA
DE SAN LUIS POTOSÍ**

Universidad
Politécnica de
San Luis Potosí

424

Engineering, manufacturing and construction graduates and postgraduates



347
Architecture and
construction



2,281
Mechanical, electrical,
electronic engineering,
chemical and related
professions



319
Manufacturing
and processes

Source: ANUIES (2022-2023 school year)



San Luis Potosí

August 2024



MSMEs



113,450
enterprises

- Micro **105,786**
- Small **6,416**
- Medium-sized **1,248**

Vocations aligned to industrial policy



Iron works products manufacturing



Machinery and equipment repair and maintenance



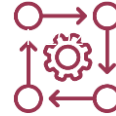
Parts machining for general purpose machinery and equipment



Potential sectors



Energías renovables



Logística



Automotriz

Source: SEDECO



Foreign trade



6,320
M USD

International purchases



7,172
M USD

International sales

Source: SEDECO



Main indicators

Source: INEGI - DENUÉ (Mar. 2024)

16 GDP position
\$ 28 B USD at market prices
(Dec. 2022)



3.4 %
Economic activity growth
(Mar. 2024)

\$ 9,685
USD of GDP per capita
(Dec. 2022)



13
Position by economic growth
(Mar. 2024)

2.2 %
National GDP
(Dec. 2022)

Source: INEGI

Main export sectors



2,708
M USD
Road vehicles, parts and accessories



1,581
M USD
Electrical machinery, appliances and material, and parts



851
M USD
Mechanical machinery and appliances, and parts

Source: SE, Merchandise Trade Balance of Mexico (Jun. 2024)



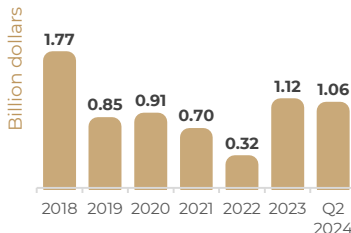
Foreign Direct Investment

Top 3 by investment origin country second quarter of 2024

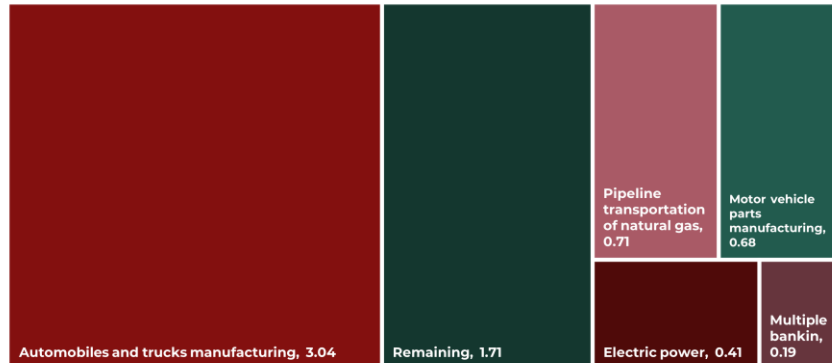
- 1 U.S.A. 2.39 B USD
- 2 Germany 1.97 B USD
- 3 Canada 0.98 B USD

Historic FDI (2018-Q2 2024)

6.74
(B USD)



FDI by sector (Billion dollars)



Source: SE (Jun. 2023)