



Sinaloa

August 2024



57,365 km²
of surface area, 2.9% of the national territory

18 Municipalities

Northwest Region



1.5 million

Economically Active Population (EAP) (Mar. 2024)



30 years

Average age of population (Dec. 2020)



10.5

Average of schooling (2022-2023)



1.9% with respect to the EAP

Unemployment rate (Mar. 2024)

3.1 million people (Mar. 2024)



1.5 million



1.6 million

3.3 million people (Projected to 2030)

Source: INEGI

Source: INEGI - SEP



Infrastructure and resources

27 Industrial Parks (2024)

Highways **17,095 km** in length (2022)

Railroads **1,195 km** in length (2021)
Concessionaires:
Ferrocarril Mexicano, S.A. de C.V.

3 International airports (2022)
Passenger capacity: **2,279,777**
Load capacity: **10,990,277 kg**

2 deep-sea ports (2024)

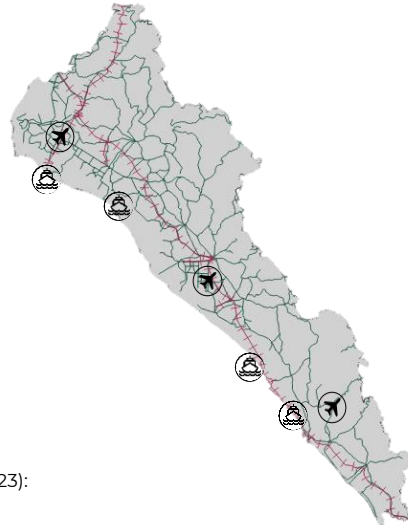
Nearby ASIPONA (Mar. 2024):
Puerto de Mazatlán
Puerto de Topolobampo

Gas pipeline infrastructure (2023):
Yes, Private

Water resources (2019):
Number of aquifers: **14**
Availability: **Low**

Households with internet access (2022):
80.2 %

Types of customs:
Maritime



Distance to the 3 main customs border roads (km) (2022):

Nuevo Laredo:
1,348.7

Ciudad Juárez:
1,085.2

Tijuana:
1,553.0

Source: SICT-INEGI-SEDECO



Mexican talent in higher education

20,095
Graduates (2022-2023)



28
Institutions

4,211
STEM fields graduates

3,001
Engineering, manufacturing and construction

710
Information and communication technologies

500
Natural sciences, mathematics and statistics

Main institutions

with the highest number of STEM graduates



Universidad Autónoma de Sinaloa

1,310



Instituto Tecnológico de Culiacán

829



Instituto Tecnológico de los Mochis

550

Engineering, manufacturing and construction graduates and postgraduates



Architecture and construction



Mechanical, electrical, electronic engineering, chemical and related professions



Manufacturing and processes

Source: ANUIES (2022-2023 school year)



Sinaloa

August 2024



MSMEs



123,827
enterprises

- Micro **112,178**
- Small **9,858**
- Medium-sized **1,791**

Vocations aligned to industrial policy



Fishing



Iron works products manufacturing



Machinery and equipment repair and maintenance



Potential sectors



Temporary accommodation services and food and beverage preparation services



Business support services, waste management and remediation services



Manufacturing

Source: Data MX



Foreign trade



1,629
M USD

International purchases



3,023
M USD

International sales



Main indicators

Source: INEGI - DENUE (Mar. 2024)

17 GDP position
\$ 27 B USD at market prices
(Dec. 2022)



2.8 %
Economic activity growth
(Mar. 2024)

\$ 8,647
USD of GDP per capita
(Dec. 2022)



16
Position by economic growth
(Mar. 2024)

2.1 %
National GDP
(Dec. 2022)

Source: INEGI

Main export sectors



1,925
M USD

Vegetables, plants, roots and tubers



586
M USD

Edible meat and offals



156
M USD

Edible fruits

Source: SE. Merchandise Trade Balance of Mexico (Jun. 2024)



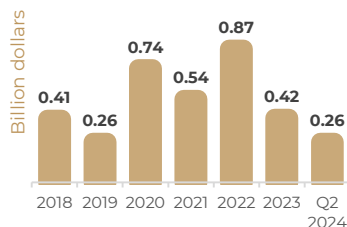
Foreign Direct Investment

Top 3 by investment origin country second quarter of 2024

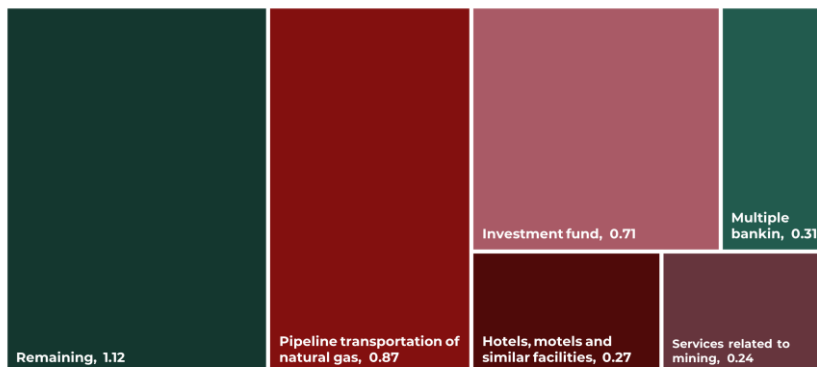
- 1 Canada 1.56 B U S D
- 2 U.S.A. 0.80 B U S D
- 3 Spain 0.74 B U S D

Historic FDI
(2018-Q2 2024)

3.52
(B USD)



FDI by sector (Billion dollars)



Source: SE (Jun. 2023)