



Tamaulipas

August 2024



80,249 km²
of surface area, 4.1% of the national territory

43 Municipalities
Northwest Region



1.7 million

Economically Active Population (EAP) (Mar. 2024)



30 years

Average age of population (Dec. 2020)



10.3

Average of schooling (2022-2023)



3.1% With respect to the EAP

Unemployment rate (Mar. 2024)

3.6 million people (Mar. 2024)

1.7 million

1.9 million

3.9 million people (Projected to 2030)

Source: INEGI

Source: INEGI - SEP



Infrastructure and resources

47 Industrial Parks (2024)

Highways **14,075 km** in length (2022)

Railroads **937 km** in length (2021)
Concessionaires:
Ferrocarril Mexicano, S.A. de C.V.
Kansas City Southern de México, S.A. de C.V.

5 International airport (2022)
Passenger capacity: **566,838**
Load capacity: **463,514 kg**

4 Ports (2021)

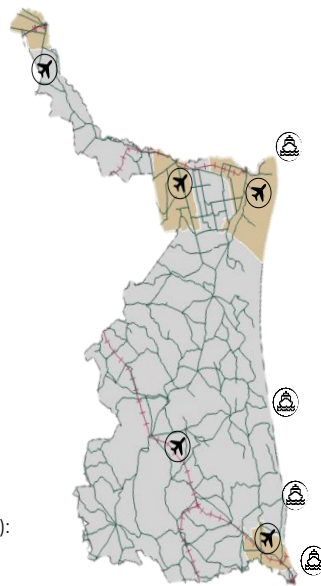
Nearby ASIPONA (2022):
Puerto Altamira, Puerto Tampico

Gas pipeline infrastructure (2023):
Yes, Public and private

Water resources (2019):
Number of aquifers: **14**
Availability: **Low**

Households with internet access (2022) **68.5 %**

Types of customs:
Borderline and maritime



Distance to the 3 main customs border roads (km) (2022):

Nuevo Laredo: **260.2**

Ciudad Juárez: **1,409.6**

Tijuana: **2,530.5**

Source: SICT-INEGI-SEDECO



Mexican talent in higher education

15,696
Graduates (2022-2023)



36
Institutions

6,561
STEM fields graduates

5,228
Engineering, manufacturing and construction

1,069
Information and communication technologies

264
Natural sciences, mathematics and statistics

Main institutions

with the highest number of STEM graduates



Universidad Tecnológica de Altamira

943



Instituto Tecnológico de Ciudad Madero

853



Universidad Tecnológica de Tamaulipas Norte

816

Engineering, manufacturing and construction graduates and postgraduates:



Architecture and construction



Mechanical, electrical, electronic engineering, chemical and related professions



Manufacturing and processes

Source: ANUIES (2022-2023 school year)



Tamaulipas

August 2024



MSMEs



132,544
enterprises

- Micro **121,650**
- Small **9,187**
- Medium-sized **1,707**

Vocations aligned to industrial policy



Iron works products
manufacturing



Fishing



Machinery and
equipment repair and
maintenance

Source: INEGI - DENUE (Mar. 2024)



Potential sectors



Semiconductors



Electromobility



Information
technologies



Foreign trade

Source: SEDECO



12,997
M USD

International purchases



15,534
M USD

International sales



Main indicators

12 GDP position
\$ 38 B USD at market
prices
(Dec. 2022)



1.1 %
Economic activity growth
(Mar. 2024)

\$ 10,688
USD of **GDP per capita**
(Dec. 2022)



22
Position by economic
growth
(Mar. 2024)

3.1 %
National **GDP**
(Dec. 2022)

Source: INEGI

Main export sectors



5,567
M USD
Electrical
machinery,
appliances and
material, and parts



3,387
M USD
Mechanical
machinery and
appliances, and
parts



1,705
M USD
Optical,
photography or
cinematography
instruments and
devices

Source: SE. Merchandise Trade Balance of Mexico (Jun 2024)



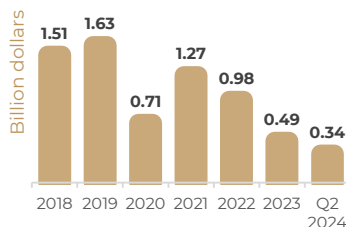
Foreign Direct Investment

Top 3 by investment origin
country second quarter of 2024


- 1 U.S.A. 2.57 B USD
- 2 Spain 0.84 B USD
- 3 Australia 0.73 B USD

Historic FDI
(2018-Q2 2024)

6.94
(B USD)



FDI by sector (Billion dollars)



Source: SE (Jun. 2023)