



Veracruz

August 2024



71,824 km²
of surface area, 3.7% of the national territory

212 Municipalities

South-Southeast Region

8.1 million people
(Mar. 2024)

3.8 million **4.3 million**

8.1 million people
(Projected to 2030)

Source: INEGI



3.6 million

Economically Active Population (EAP)
(Mar. 2024)



31 years

Average age of population
(Dec. 2020)



9.0

Average of schooling
(2022-2023)



1.7% with respect to the EAP

Unemployment rate
(Mar. 2024)

Source: INEGI-SEP



Infrastructure and resources

17 Industrial Parks (2023)

Highways **28,721 km** in length (2022)

Railroads **1,807 km** in length (2021)

Concessionaries:
Kansas City Southern de México, S.A. de C.V.
Ferrosur, S.A. de C.V.
Ferrocarriil del Istmo de Tehuantepec, S.A. de C.V.

1 International airport (2022)
Passenger capacity: **746,631**
Load capacity: **964,345 kg**

10 Ports (2021)

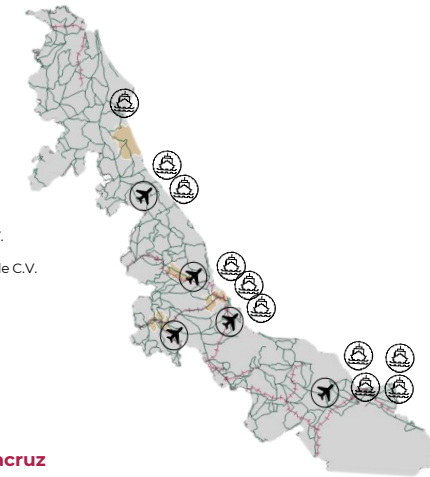
Nearby ASIPONA (2021):
Coatzacoalcos, Tuxpan y Veracruz

Gas pipeline infrastructure (2023):
Yes, Public and Private

Water resources (2019):
Number of aquifers: **18**
Availability: **High**

Households with internet access (2022):
53.9 %

Types of customs:
Maritime



Distance to the 3 main customs border roads (km) (2022):

Nuevo Laredo: **1,221.4** Ciudad Juárez: **2,202.5**

Tijuana: **3,323.4**

Source: SICT-INEGI



Mexican talent in higher education

25,837
Graduates
(2022-2023)



48
Institutions

10,538
STEM fields graduates

8,506
Engineering, manufacturing and construction

1,479
Information and communication technologies

553
Natural sciences, mathematics and statistics

Main institutions

with the highest number of STEM graduates



Universidad Veracruzana

1,854



Universidad Tecnológica del Centro de Veracruz

1,101



Instituto Tecnológico de Orizaba

772

Engineering, manufacturing and construction

graduates and postgraduates:



708
Architecture and construction



7,256
Mechanical, electrical, electronic, engineering, chemical and related professions



542
Manufacturing and processes

Source: ANUIES (2022-2023 school year)



Veracruz

August 2024



MSMEs



326,580
enterprises

- Micro **308,395**
- Small **15,609**
- Medium-sized **2,576**

Vocations aligned to industrial policy



Iron works products manufacturing



Fishing



Machinery and equipment repair and maintenance



Potential sectors



Transportation, postal services and warehousing



Manufacturing



Oil drilling

Source: SEDECO



Foreign trade



2,050
M USD

International purchases



2,314
M USD

International sales



Main indicators

Source: INEGI - DENU (Mar. 2024)

6 GDP position

\$ 53 B USD at market prices (Dec. 2022)

\$ 6,509

USD of GDP per capita (Dec. 2022)

4.3 %

National GDP (Dec. 2022)



3.6 %

Economic activity growth (Mar. 2024)



10

Position by economic growth (Mar. 2024)

Source: INEGI

Main export sectors



945
M USD

Steel and cast iron manufactures



192
M USD

Sugar and confectionery products



164
M USD

Inorganic chemical products

Source: SE, Merchandise Trade Balance of Mexico (Jun. 2024)



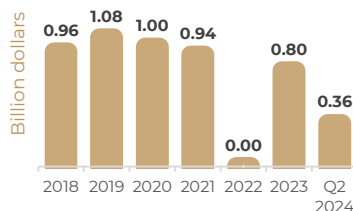
Foreign Direct Investment

Top 3 by investment origin country second quarter of 2024


- 1 U.S.A. 1.33 B USD
- 2 Spain 0.76 B USD
- 3 Argentina 0.63 B USD

Historic FDI (2018-Q2 2024)

5.14
(B USD)



FDI by sector (Billion dollars)



Source: SE (Jun. 2023)