



Zacatecas

August 2024



75,275 km²
of surface area, 3.8% of
the national territory

58 Municipalities

West Region

 **1.6 million** people
(Mar. 2024)

 **0.8 million**  **0.9 million**

 **1.8 million** people
(Projected to 2030)

Source: INEGI



0.7 million

Economically
Active Population
(EAP)
(Mar. 2024)



28 years

Average age
of population
(Dec. 2020)



9.5

Average of
schooling
(2022-2023)



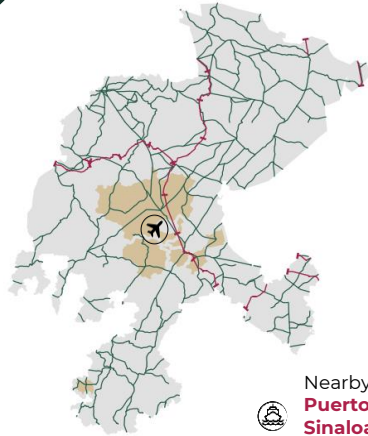
2.7%
With respect
to the EAP


Unemployment
rate
(Mar. 2024)


Source: INEGI-SEP



Infrastructure and resources




 **5** Industrial Parks (2023)


 Highways **12,260 km**
in length (2022)


 Railroads **671 km** in
length (2022)

 Concessionaries:
Línea Coahuila Durango, S.A. de C.V.
Kansas City Southern de México, S.A. de C.V.
Ferrocarril Mexicano, S.A. de C.V.

 **1** International airport
(2022)
Passenger capacity:
286,670
Load capacity: **227 kg**

 Nearby ASIPONA (2022):
Puerto de Mazatlán,
Sinaloa

 Gas pipeline
infrastructure
(2023):
Yes, Private

 Water resources (2019):
Number of aquifers: **34**
Availability: **Low**

 Households with
internet access (2022):
68.6 %

Distance to the 3 main customs border
roads (km) (2022):

Nuevo Laredo: **692.8** Ciudad Juárez: **1,187.7**

Tijuana:
2,308.6

Source: SICT-INEGI




Mexican talent in higher education


6,180
Graduates
(2022-2023)




25
Institutions

2,123
STEM fields
graduates

 **1,719**
Engineering,
manufacturing
and construction

 **221**
Information and
communication
technologies

 **183**
Natural sciences,
mathematics and
statistics

Main institutions

with the highest number of STEM graduates



Universidad Autónoma
de Zacatecas

450



Instituto Tecnológico
de Zacatecas

397



Universidad
Tecnológica del
Estado de Zacatecas

305

Engineering, manufacturing and construction

graduates and postgraduates:



323
Architecture and
construction



1,129
Mechanical, electrical,
electronic engineering,
chemical and related
professions



267
Manufacturing and
processes

Source: ANUIES (2022-2023 school year)



Zacatecas

August 2024



MSMEs



- Micro **65,624**
- Small **3,242**
- Medium-sized **519**

Vocations aligned to industrial policy



Iron works products manufacturing



Machinery and equipment repair and maintenance



Fishing

Source: INEGI - DENUE (Mar. 2024)



Potential sectors



Manufacturing Industries



Transportation, postal services and warehousing



Educational services



Foreign trade

Source: Data MX



401
M USD

International purchases



649
M USD

International sales

Main export sectors



139
M USD

Fine or cultured pearls; precious metals and stones; costume jewelry



129
M USD

Beverages, alcoholic liquids and vinegar



119
M USD

Electrical machinery, appliances and material, and parts

Source: SE. Merchandise Trade Balance of Mexico (Jun. 2024)



Main indicators

28 GDP position
\$ 11 B USD at market prices (Dec. 2022)



-2.1 %
Economic activity growth (Mar. 2024)

\$ 6,942
USD of GDP per capita (Dec. 2022)



30
Position by economic growth (Mar. 2024)

0.9 %
National GDP (Dec. 2022)

Source: INEGI



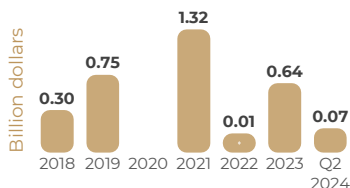
Foreign Direct Investment

Top 3 by investment origin country second quarter of 2024

- 1 U.S.A. 1.03 B U S D
- 2 Canada 0.21 B U S D
- 3 Belgium 0.16 B U S D

Historic FDI (2018-Q2 2024)

2.69
(B USD)



FDI by sector (Billion dollars)



Source: SE (Jun. 2023)