



Aguascalientes

December 2024



5,615.7 km²
of surface area, 0.3 % of
the national territory

11 Municipalities

West Region

1.5 million people
(Jun. 2024)

0.7 million **0.8 million**

1.6 million people
(Projected to 2030)

Source: INEGI



0.7 million

Economically Active
Population (EAP)
(Jun. 2024)



27 years

Average age
of population
(Dec. 2020)



10.6

Average of
schooling
(2022-2023)



3.4 % with
respect to the
EAP

Unemployment
rate
(Jun. 2024)

Source: INEGI-SEP

Infrastructure and resources

16 Industrial Parks
(2023)

Highways: **2,401 km** in
length (2022)

Railroads: **223 km** in
length (2021)

Concessionaires:
Kansas City Southern de México, S.A. de C.V.
Ferrocarril Mexicano, S.A. de C.V.

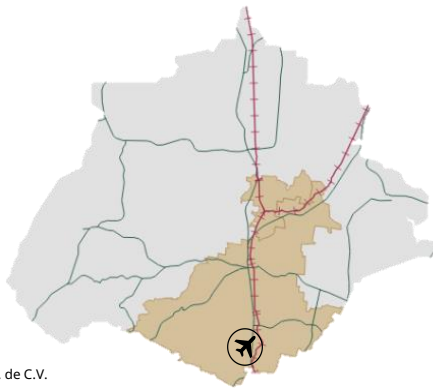
1 International Airport (2022)
Passenger capacity: **555,601**
Load capacity: **159,275 kg**

Nearby ASIPONA (2022):
**Puerto de Manzanillo,
Colima**

Gas pipeline
infrastructure (2023):
Yes, Private

Households with
internet access (2022):
75.8%

Types of customs:
Indoor



Water resources (2019):
Number of aquifers: **5**
Availability: **Very low**

Distance to the 3 main customs
border roads (km) (2022):

Nuevo Laredo: **809.6** Ciudad Juárez: **1,314.1**
Tijuana: **2,435.0**

Source: SICT-INEGI

Mexican talent in higher education

8,270

Graduates
(2022-2023)



18

Institutions

3,258

STEM fields
graduates

2,486

Engineering,
manufacturing
and construction

630

Information and
communication
technologies

142

Natural sciences,
mathematics and
statistics

Main institutions

with the highest number of STEM graduates



Universidad Tecnológica
de Aguascalientes

777



Universidad Autónoma
de Aguascalientes

757



Instituto
Tecnológico de
Aguascalientes

623

Engineering, manufacturing and construction

graduates and postgraduates:



175

Architecture and
construction



2,137

Mechanical, electrical,
electronic,
engineering, chemical
and related
professions



174

Manufacturing and
processes

Source: ANUIES (2022-2023 school year)



Gobierno de
México

Economía
Secretaría de Economía



Aguascalientes

December 2024

MSMEs



61,584
enterprises

- Micro **56,399**
- Small **4,332**
- Medium-sized **853**

Vocations aligned to industrial policy



Iron works products manufacturing



Machinery and equipment repair and maintenance



Parts machining for general purpose machinery and equipment

Source: INEGI - DENU (Mar. 2024)

Main indicators

24 GDP position
\$ 16 B USD at market prices (Dec. 2022)



2.1 %
Economic activity growth (Jun. 2024)

\$ 11,052
USD of GDP per capita (Dec. 2022)



18
Position by economic growth (Jun. 2024)

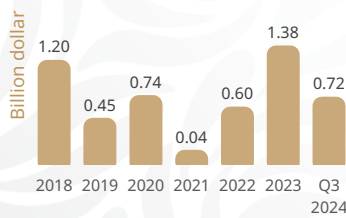
1.3 %
National GDP (Dec. 2022)

Source: INEGI

Foreign Direct Investment

Historic FDI (2018-Q3 2024)

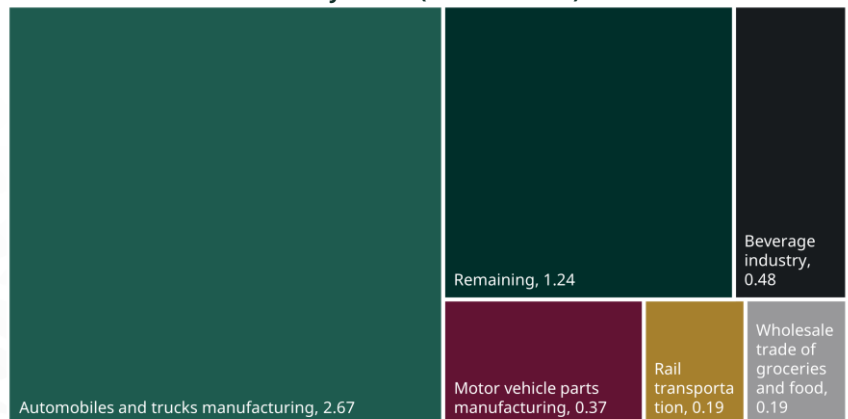
5.14
(B USD)



Top 3 by investment origin country third quarter of 2024

- 1 Japan 3.11 B USD
- 2 Germany 0.58 B USD
- 3 U.S.A. 0.57 B USD

FDI by sector (Billion dollars)



Source: SE (Sep. 2024)

Potential sectors



Educational services



Mass media information



Mining

Foreign trade

Source: Data MX



5,924
M USD

International purchases



5,354
M USD

International sales

Main export sectors



3,233
M USD
Road vehicles, parts and accessories



489
M USD
Mechanical machinery and appliances, and parts



346
M USD
Optical, photography or cinematography instruments and devices

Fuente: SE. Balanza Comercial de Mercancías de México (Sep. 2024)

