



Ciudad de México

December 2024



1,494 km²
of surface area, 0.08% of
the national territory

16 town halls
Central Region

9.3 million people
(Jun. 2024)

4.3 million **5.0** million

9.1 million people
(Projected to 2030)

Source: INEGI



5.0
million

Economically Active
Population (EAP)
(Jun. 2024)



35
years

Average age
of population
(Dec. 2020)



11.6

Average of
schooling
(2022-2023)



4.0 % With
respect to the
EAP

Unemployment
rate
(Jun. 2024)

Source: INEGI-SEP

Infrastructure and resources

14 Industrial Parks (2023)

Highways **105 km** in
length (2022)

Railroads **281 km** in length
(2021)

Concessionaries:
Ferrocarril y Terminal del Valle de México, S.A. de
C.V. Kansas City Southern de México, S.A. de C.V. y
FerroSur, S.A. de C.V.

1 International airport (2022)
Passenger capacity: **30,877,512**
Load capacity: **521,416,603 kg**

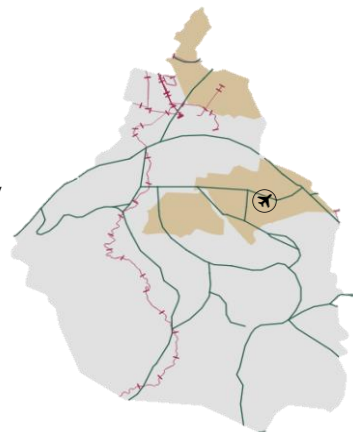
Nearby ASIPONA (2022):
Puerto de Tuxpan, Veracruz

Gas pipeline infrastructure
(2023): **Yes, Private**

Water resources (2019):
Number of aquifers: **1**
Availability: **Low**

Households with internet
access (2022):
86.0 %

Types of customs:
Air and indoor



Distance to the 3 main customs border roads
(km) (2022):

Nuevo Laredo
1,247.0

Ciudad Juárez
1,883.0

Tijuana
3,004.0

Source: SICT-INEGI

Mexican talent in higher education

70,895
Graduates
(2022-2023)



60

Institutions

20,501
STEM fields
graduates

11,231
Engineering,
manufacturing
and construction

5,556
Information and
communication
technologies

3,714
Natural sciences,
mathematics and
statistics

Main institutions

with the highest number of STEM graduates



Instituto Politécnico
Nacional

8,559



Universidad Nacional
Autónoma de México

7,326



Casa abierta al tiempo

Universidad
Autónoma
Metropolitana

2,065

Engineering, manufacturing and construction graduates and postgraduates:



2,612

Architecture and
construction



7,268

Mechanical, electrical,
electronic engineering,
chemical and related
professions



1,351

Manufacturing
and processes

Source: ANUIES (2022-2023 school year)





Ciudad de México

December 2024

MSMEs



472,821
enterprises

- Micro **432,422**
- Small **32,034**
- Medium-sized **8,365**

Vocations aligned to industrial policy



Iron works products manufacturing



Machinery and equipment repair and maintenance



Parts machining for general purpose machinery and equipment

Source: INEGI - DENU (Mar. 2024)

Main indicators

1 GDP position

\$ 187 B USD at market prices (Dec. 2022)



-0.3 %

Economic activity growth (Jun. 2024)

\$ 20,080

USD of GDP per capita (Dec. 2022)



27

Position by economic growth (Jun. 2024)

15 %

National GDP (Dec. 2022)

Source: INEGI

Potential sectors



Transportation, postal services and warehousing



Real estate services and tangible and intangible goods rental and leasing



Educational services

Source: Data MX

Foreign trade



134,741
M USD

International purchases



100,564
M USD

International sales

Main export sectors



46,020
M USD

Road vehicles, parts and accessories



20,633
M USD

Fuels, mineral oils and waxes



7,772
M USD

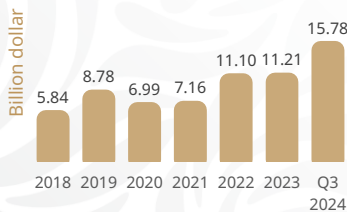
Mechanical machinery and appliances, and parts

Fuente: SE. Balanza Comercial de Mercancías de México (Sep. 2024)

Foreign Direct Investment

Historic FDI (2018-Q3 2024)


66.86
(B USD)



Top 3 by investment origin country third quarter of 2024

- 1 U.S.A. 32.02 B USD
- 2 Canada 5.51 B USD
- 3 Spain 4.98 B USD

FDI by sector (Billion dollars)



Source: SE (Sep. 2024)

