



# Coahuila de Zaragoza

December 2024



**151,595 km<sup>2</sup>**  
of surface area, 7.7% of the  
national territory

**38 Municipalities**

**Northeast Region**

**3.3 million people**  
(Jun. 2024)



**1.7 million**



**1.7 million**

**3.6 million people**  
(Projected to 2030)

Source: INEGI



**1.6 million**

Economically Active  
Population (EAP)  
(Jun. 2024)



**29 Years**

Average age of  
population  
(Dec. 2020)



**10.6**

Average of  
schooling  
(2022-2023)



**3.7 %** With  
respect to the  
EAP

Unemployment  
rate  
(Jun. 2024)

Source: INEGI-SEP

## Infrastructure and resources

**109 Industrial Parks** (2024)

Highways **8,763 km** in  
length (2022)

Railroads **2,218 km** in  
length (2021)

Concessionaries:  
Ferrocarril Mexicano, S.A. de C.V.  
Línea Coahuila Durango, S.A. de C.V.

**5 International airports** (2022)  
Passenger capacity: **357,077**  
Load capacity: **8,180,896 kg**

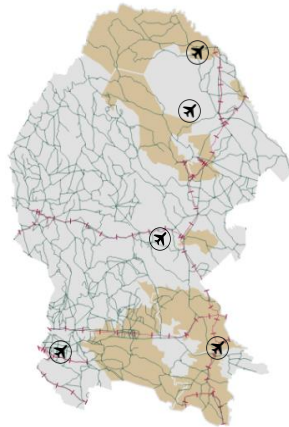
Nearby ASIPONA (2022):  
**Puerto de Altamira,**  
**Tamaulipas**

Gas pipeline infrastructure  
(2023): **Yes, Public**

Water resources (2019):  
Number of aquifers: **28**  
Availability: **Low**

Households with internet  
access (2022):  
**70.0 %**

Types of customs:  
**Borderline and indoor**



Distance to the 3 main customs border roads  
(km) (2022):

Nuevo Laredo  
**592.5**

Ciudad Juárez  
**816.2**

Tijuana  
**1,937.1**

Source: SICT-INEGI-SEDECO

## Mexican talent in higher education

**16,006**  
Graduates  
(2022-2023)



**40**  
Institutions

**8,170**  
STEM fields  
graduates



**7,121**  
Engineering,  
manufacturing  
and construction



**643**  
Information and  
communication  
technologies



**406**  
Natural sciences,  
mathematics and  
statistics

## Main institutions

with the highest number of STEM graduates



Universidad  
Tecnológica de  
Coahuila  
**1,093**



Universidad  
Tecnológica de  
Torreón

Universidad  
Tecnológica de  
Torreón  
**1,091**



Universidad  
Autónoma de  
Coahuila  
**1,052**

## Engineering, manufacturing and construction

graduates and postgraduates:



**779**  
Manufacturing  
and processes



**6,192**  
Mechanical, electrical,  
electronic engineering,  
chemical and related  
professions



**150**  
Architecture and  
construction

Source: ANUIES (2022-2023 school year)





# Coahuila de Zaragoza

December 2024

## MSMEs



**114,146**  
enterprises

- Micro **103,531**
- Small **8,781**
- Medium-sized **1,834**

### Vocations aligned to industrial policy



Iron works products manufacturing



Machinery and equipment repair and maintenance



Parts machining for general purpose machinery and equipment

Source: INEGI - DENUE (Mar. 2024)

## Main indicators

**8** GDP position  
\$ 47 B USD at market prices (Dec. 2022)



**1.0 %**  
Economic activity growth (Jun. 2024)

**\$ 14,443**  
USD of GDP per capita (Dec. 2022)



**24**  
Position by economic growth (Jun. 2024)

**3.8 %**  
National GDP (Dec. 2022)

Source: INEGI

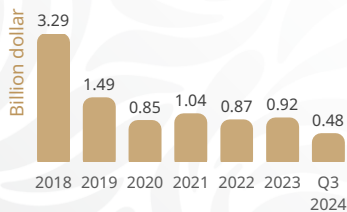
## Foreign Direct Investment

Historic FDI (2018-Q3 2024)


**8.95**  
(B USD)

Top 3 by investment origin country third quarter of 2024

- 1 U.S.A. 3.26 B USD
- 2 Italy 1.49 B USD
- 3 Canada 1.2 B USD



## FDI by sector (Billion dollars)



Source: SE (Sep. 2024)

## Potential sectors



Business support services, waste management and remediation services



Real estate services and tangible and intangible goods rental and leasing



Agriculture, animal breeding and production, forestry, fishing and hunting

## Foreign trade

Source: Data MX



**14,007**  
M USD

International purchases



**24,902**  
M USD

International sales

## Main export sectors



**4,965**  
M USD

Road vehicles, parts and accessories



**4,909**  
M USD

Mechanical machinery and appliances, and parts



**3,170**  
M USD

Beverages, alcoholic liquids and vinegar

Fuente: SE. Balanza Comercial de Mercancías de México (Sep. 2024)

