



Colima

December 2024



5,627 km²
of surface area, 0.3 % of
the national territory

10 Municipalities

West Region



0.4 million

Economically Active
Population (EAP)
(Jun. 2024)



30 years

Average age
of population
(Dec. 2020)



10.3

Average of
schooling
(2022-2023)



2.1 %
With respect
to the EAP

Unemployment
rate
(Jun. 2024)

0.7 million people
(Jun. 2024)

0.3 million **0.4 million**

Source: INEGI

0.8 million people
(Projected to 2030)

Infrastructure and resources

Mexican talent in higher education

Source: INEGI-SEP

3 Industrial Parks (2023)

Highways **2,386 km** in
length (2022)

Railroads **256 km**
in length (2021)

Concessionaries:
Ferrocarril Mexicano,
S.A. de C.V.

1 International airport (2022)
Passenger capacity: **188,029**
Load capacity: **24,334 kg**

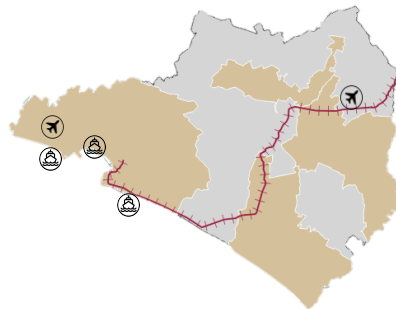
3 Ports (2021)

Nearby ASIPONA (2022):
Puerto de Manzanillo

Gas pipeline infrastructure (2023):
Yes, Private

Households with
internet access (2022):
76.4 %

Types of customs:
Maritime



Water resources (2019):
Number of aquifers: **11**
Availability: **Low**

Distance to the 3 main customs border roads
(km) (2022):

Nuevo Laredo **1,189.9** Ciudad Juárez **1,684.9**
Tijuana **2,476.5**

Source: SICT-INEGI

3,647
Graduates
(2022-2023)



6
Institutions

894
STEM fields
graduates

573
Engineering,
manufacturing
and construction

256
Information and
communication
technologies

65
Natural sciences,
mathematics and
statistics

Main institutions

with the highest number of STEM graduates



Universidad de
Colima

482



Instituto
Tecnológico de
Colima

268



Universidad
Tecnológica de
Manzanillo

144

Engineering, manufacturing and construction

graduates and postgraduates:

173

Architecture and
construction

379

Mechanical, electrical,
electronic engineering,
chemical and related
professions

21

Manufacturing
and processes

Source: ANUIES (2022-2023 school year)



Gobierno de
México

Economía
Secretaría de Economía



Colima

December 2024

MSMEs



38,560
enterprises

- Micro **35,314**
- Small **2,782**
- Medium-sized **464**

Vocations aligned to industrial policy



Iron works products manufacturing



Machinery and equipment repair and maintenance



Fishing

Source: INEGI - DENUE (Mar. 2024)

Potential sectors



Cultural and sporting recreation services



Wholesale Trade



Business support services, waste management and remediation services

Source: Data MX

Foreign trade



680

M USD

International purchases



352

M USD

International sales

Main indicators

31 GDP position

\$ 8 B USD at market prices (Dec. 2022)



6.8 %

Economic activity growth (Jun. 2024)

\$ 9,964

USD of GDP per capita (Dec. 2022)



2

Position by economic growth (Jun. 2024)

0.6%

National GDP (Dec. 2022)

Source: INEGI

Main export sectors



198
M USD

Edible fruits



77
M USD

Essential oils and resinoids



29
M USD

Vegetable, fruit or other fruit preparations

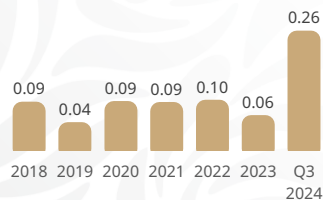
Fuente: SE. Balanza Comercial de Mercancías de México (Sep. 2024)

Foreign Direct Investment

Historic FDI (2018-Q3 2024)

0.73
(B USD)


Billion dollar



Top 3 by investment origin country third quarter of 2024

- 1 Philippines 0.16 B USD
- 2 Canada 0.16 B USD
- 3 U.S.A. 0.14 B USD

FDI by sector (Billion dollars)



Source: SE (Sep. 2024)

