



# Michoacán de Ocampo

December 2024



**58,599 km<sup>2</sup>**  
of surface area, 3.0 % of  
the national territory

**113 Municipalities**

**West Region**

**4.9 million people**  
(Jun. 2024)

**2.4 million** **2.6 million**

**5.2 million people**  
(Projected to 2030)

Source: INEGI



**2.3 million**

Economically Active  
Population (EAP)  
(Jun. 2024)



**28 years**

Average age  
of population  
(Dec. 2020)



**8.9**

Average of  
schooling  
(2022-2023)



**1.7 %** With  
respect to the  
EAP

Unemployment  
rate  
(Jun. 2024)

Source: INEGI - SEP

## Infrastructure and resources

**10 Industrial Parks** (2023)

Highways **10,159 km** in length  
(2022)

Railroads **1,242 km** in  
length (2021)  
Concessionaries:  
Kansas City Southern de México, S.A.  
Ferrocarril Mexicano, S.A. de C.V.

**2 International airports** (20  
Passenger capacity: **900,60**  
Load capacity: **364 kg**

**1 Port** (2021)

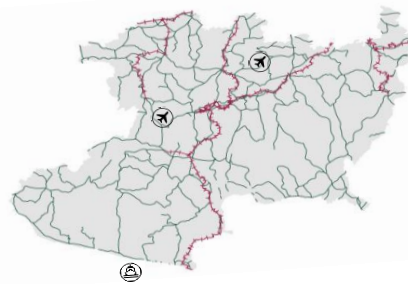
Nearby ASIPONA (2022):  
**Puerto Lázaro Cárdenas**

Gas pipeline infrastructure (2023):  
**Yes, Public**

Water resources (2019):  
Number of aquifers: **22**  
Availability: **Low**

Households with  
internet access (2022):  
**56.9 %**

Types of customs:  
**Maritime**



Distance to the 3 main customs border roads  
(km) (2022):

Nuevo Laredo: **1,450.3** Ciudad Juárez: **1,965.0**

Tijuana:  
**2,841.3**

Source: SICT-INEGI

## Mexican talent in higher education

**15,403**

Graduates  
(2022-2023)



**42**

Institutions

**5,012**

STEM fields  
graduates

**3,089**  
Engineering,  
manufacturing  
and construction

**1,184**  
Information and  
communication  
technologies

**739**  
Natural sciences,  
mathematics and  
statistics

## Main institutions

with the highest number of STEM graduates



Universidad  
Michoacana de San  
Nicolás de Hidalgo

**1,705**



Instituto  
Tecnológico de  
Morelia

**714**



Universidad Tecnológica de Morelia

Universidad  
Tecnológica de  
Morelia

**459**

## Engineering, manufacturing and construction

graduates and postgraduates



**636**

Architecture and  
construction



**2,218**

Mechanical, electrical,  
electronic engineering,  
chemical and related  
professions



**235**

Manufacturing  
and processes

Source: ANUIES (2022-2023 school year)





# Michoacán de Ocampo

December 2024

## MSMEs



**260,361**  
enterprises

- Micro **248,720**
- Small **10,065**
- Medium-sized **1,576**

### Vocations aligned to industrial policy



Iron works products manufacturing



Machinery and equipment repair and maintenance



Fishing

Source: INEGI - DENUE (Mar. 2024)

## Main indicators

**13** GDP position

\$ 33 B USD at market prices (Dec. 2022)

**\$ 6,738**

USD of GDP per capita (Dec. 2022)

**2.7 %**

National GDP (Dec. 2022)



**0.5 %**

Economic activity growth (Jun. 2024)



**25**

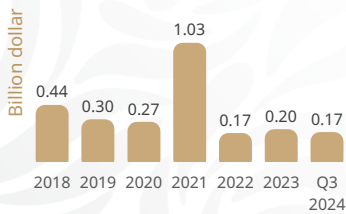
Position by economic growth (Jun. 2024)

Source: INEGI

## Foreign Direct Investment

Historic FDI (2018-Q3 2024)


**2.59**  
(B USD)



### Top 3 by investment origin country third quarter of 2024

- 1 Luxembourg 1.05 B U S D
- 2 Spain 0.41 B U S D
- 3 U.S.A. 0.4 B U S D

## FDI by sector (Billion dollars)



Source: SE (Sep. 2024)

## Potential sectors



Temporary accommodation services and food and beverage preparation services



Paper industry



Construction of civil engineering works

Source: Data MX

## Foreign trade



**2,152**  
M USD

International purchases



**4,677**  
M USD

International sales

## Main export sectors



**3,337**  
M USD

Edible fruits



**428**  
M USD

Iron and steel smelting



**258**  
M USD

Vegetable, fruit or other fruit preparations

Fuente: SE. Balanza Comercial de Mercancías de México (Sep. 2024)

