



# Morelos

December 2024



**4,879 km<sup>2</sup>**  
 of surface area, 0.2% of the national territory

**33 Municipalities**  
 Central Region

**2.0 million people**  
 (Jun. 2024)

**0.9 million** **1.1 million**

**2.1 million people**  
 (Projected to 2030)

Source: INEGI



**0.9 million**

Economically Active Population (EAP)  
 (Jun. 2024)



**30 years**

Average age of population  
 (Dec. 2020)



**10.1**

Average of schooling  
 (2022-2023)

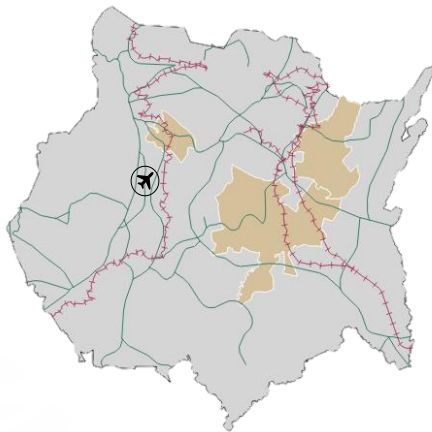


**1.6 %**  
 With respect to the EAP

Unemployment rate  
 (Jun. 2024)

Source: INEGI - SEP

## Infrastructure and resources



**6 Industrial Parks** (2024)

Highways **2,976 km** in length (2022)

Railroads **259 km** in length (2021)  
 Concessionaries: Ferrosur, S.A. de C.V.

**1 International airport** (2022)  
 Passenger capacity: **57**

Nearby ASIPONA (2022): **Puerto de Tuxpan, Veracruz**

Gas pipeline infrastructure (2023): **Yes, Private**

Water resources (2019):  
 Number of aquifers: **4**  
 Availability: **Low**

Households with internet access (2022): **69.8 %**

Distance to the 3 main customs border roads (km) (2022):

Nuevo Laredo: **1,227.8** Ciudad Juárez: **1,863.8**  
 Tijuana: **2,984.7**

Source: SICT-INEGI

## Mexican talent in higher education

**8,665**  
 Graduates (2022-2023)



**15**  
 Institutions

**3,100**  
 STEM fields graduates

**2,099**  
 Engineering, manufacturing and construction

**546**  
 Information and communication technologies

**455**  
 Natural sciences, mathematics and statistics

### Main institutions

with the highest number of STEM graduates



Universidad Autónoma del Estado de Morelos

**1,088**



Universidad Tecnológica Emiliano Zapata del Estado de Morelos

**651**



Instituto Tecnológico de Zacatepec

**614**

### Engineering, manufacturing and construction

graduates and postgraduates



Architecture and construction



Mechanical, electrical, electronic engineering, chemical and related professions



Manufacturing and processes

Source: ANUIES (2022-2023 school year)





# Morelos

December 2024

## MSMEs



**111,303**  
enterprises

- Micro **106,039**
- Small **4,463**
- Medium-sized **801**

### Vocations aligned to industrial policy



Iron works products manufacturing



Machinery and equipment repair and maintenance



Slaughter, packaging and processing of meat and other edible animals

Source: INEGI - DENUE (Mar. 2024)

## Potential sectors



Metalworking industry



Sustainable agroindustry



Logistic

Source: SEDECO

## Foreign trade



**1,227**  
M USD

International purchases



**1,533**  
M USD

International sales

## Main indicators

**27** GDP position  
\$ 13 B USD at market prices  
(Dec. 2022)



**3.0 %**  
Economic activity growth  
(Jun. 2024)

**\$ 6,642**  
USD of GDP per capita  
(Dec. 2022)



**12**  
Position by economic growth  
(Jun. 2024)

**1.1 %**  
National GDP  
(Dec. 2022)

Source: INEGI

## Main export sectors



**253**  
M USD  
Pharmaceutical and Medicine Manufacturing



**199**  
M USD  
Organic Chemicals



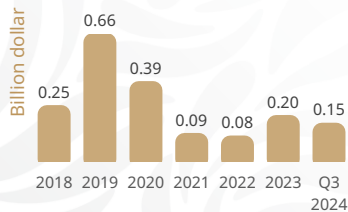
**191**  
M USD  
Electrical machinery, appliances and material, and parts

Fuente: SE. Balanza Comercial de Mercancías de México (Sep. 2024)

## Foreign Direct Investment

Historic FDI  
(2018-Q3 2024)

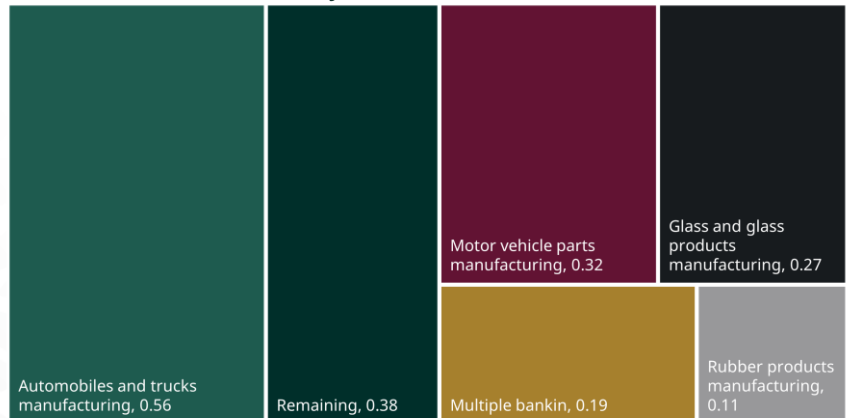
**1.82**  
(B USD)



### Top 3 by investment origin country third quarter of 2024

- 1 Japan 0.6 B USD
- 2 Germany 0.45 B USD
- 3 France 0.31 B USD

### FDI by sector (Billion dollars)



Source: SE (Sep. 2024)

