



Querétaro

December 2024



11,691 km²
of surface area, 0.6% of
the national territory

18 Municipalities
Central Region



1.2 million

Economically Active
Population (EAP)
(Jun. 2024)



29 years

Average age
of population
(Dec. 2020)



10.9

Average of
schooling
(2022-2023)



2.7 %
With respect
to the EAP

Unemployment
rate
(Jun. 2024)

Source: INEGI - SEP

2.5 million people
(Jun. 2024)



1.2 million

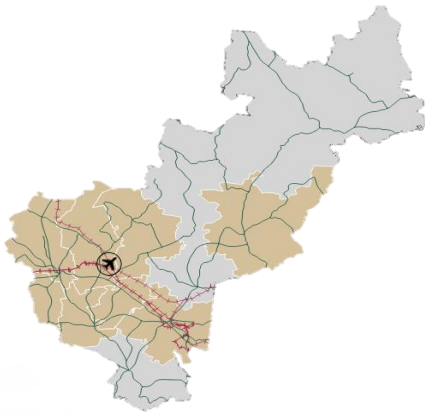


1.3 million

Source: INEGI

2.9 million people
(Projected to 2030)

Infrastructure and resources



50 Industrial Parks (2024)

Highways **3,451 km** in
length (2022)

Railroads **476 km** in length
(2021)

Concessionaries:
Ferrocarril Mexicano, S.A. de C.V.
Kansas City Southern de México, S.A. de C.V.

1 International airport (2023)
Passenger capacity: **1,784,366**
Load capacity:
79,824,000 kg

Nearby ASIPONA (2022):
Puerto de Tuxpan,
Veracruz



Gas pipeline infrastructure
(2023):
Yes, Public and Private



Water resources (2019):
Number of aquifers: **11**
Availability: **Low**



Households with
internet access (2022):
77.4 %



Types of customs: **Indoor**

Distance to the 3 main customs border roads
(km) (2022):

Nuevo Laredo:
941.8

Ciudad Juárez:
1,577.8

Tijuana:
2,698.7

Source: SICT-INEGI-SEDECO

Mexican talent in higher education

11,681
Graduates
(2022-2023)



22
Institutions

5,677
STEM fields
graduates



4,355
Engineering,
manufacturing
and construction



795
Information and
communication
technologies



527
Natural sciences,
mathematics and
statistics

Main institutions

with the highest number of STEM graduates



Universidad
Tecnológica de
Querétaro

1,821



Universidad
Autónoma de
Querétaro

917



Universidad
Tecnológica San
Juan del Río

878

Engineering, manufacturing and construction

graduates and postgraduates:



359

Manufacturing
and processes



3,667

Mechanical, electrical,
electronic engineering,
chemical and related
professions



329

Architecture and
construction

Source: ANUIES (2022-2023 school year)





Querétaro

December 2024

MSMEs



94,757
enterprises

- Micro **86,540**
- Small **6,659**
- Medium-sized **1,558**

Vocations aligned to industrial policy



Iron works products manufacturing



Parts machining for general purpose machinery and equipment



Machinery and equipment repair and maintenance

Source: INEGI - DENUE (Mar. 2024)

Main indicators

15 GDP position
\$ 30 busd at market prices (Dec. 2022)



3.3 %
Economic activity growth (Jun. 2024)

\$ 12,352
USD of GDP per capita (Dec. 2022)



10
Position by economic growth (Jun. 2024)

2.4 %
National GDP (Dec. 2022)

Source: INEGI

Potential sectors



Automotive



Aerospace



Information Technologies

Source: SEDECO

Foreign trade



16,576
M USD

International purchases



14,152
M USD

International sales

Main export sectors



3,887
M USD
Road vehicles, parts and accessories



3,484
M USD
Mechanical machinery and appliances, and parts



1,606
M USD
Electrical machinery, appliances and material, and parts

Fuente: SE. Balanza Comercial de Mercancías de México (Sep. 2024)

Foreign Direct Investment

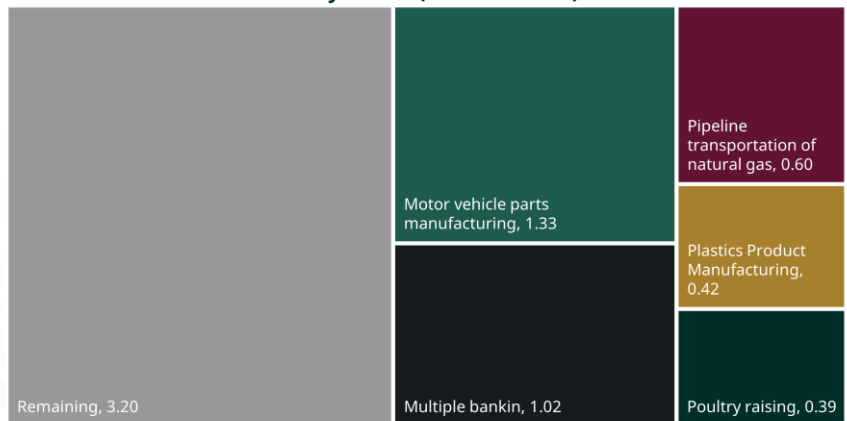
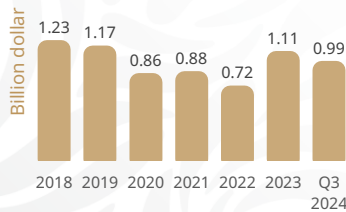
FDI by sector (Billion dollars)

Top 3 by investment origin country third quarter of 2024

- 1 U.S.A. 1.5 B USD
- 2 Canada 1.19 B USD
- 3 Spain 1.13 B USD

Historic FDI (2018-Q3 2024)

6.96
(B USD)



Source: SE (Sep. 2024)

