



Quintana Roo

December 2024



44,705 km²
 of surface area, 2.3% of
 the national territory

11 Municipalities

South-Southeast Region



1.0
 million



28
 years



10.5



2.6 %
 With respect
 to the EAP

1.9 million people
 (Jun. 2024)



0.9
 million



1.0
 million

Economically Active
 Population (EAP)
 (Jun. 2024)

Average age
 of population
 (Dec. 2020)

Average of
 schooling
 (2022-2023)

Unemployment
 rate
 (Jun. 2024)

2.3 million people
 (Projected to 2030)

Source: INEGI

Source: INEGI - SEP

Infrastructure and resources

7 Industrial Parks
 (2023)

Highways **5,819 km** in length
 (2022)

Railroads in construction
 Concessionaires: Tren Maya

3 International airports (2022)
 Passenger capacity: **24,684,364**
 Load capacity: **30,752,929 km**

14 Ports (2021)

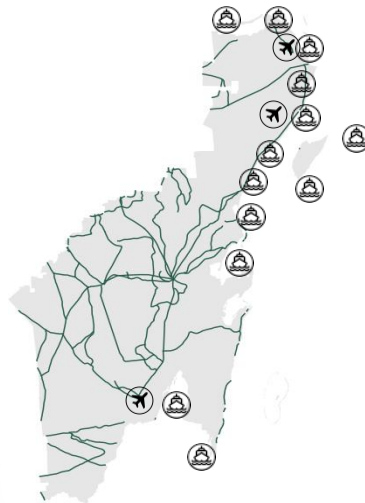
Nearby ASIPONA (2022):
Puerto Progreso, Yucatán

Gas pipeline infrastructure
 (2022): **Unavailable**

Water resources (2019):
 Number of aquifers: **2**
 Availability: **Low**

Households with
 internet access
 (2022): **77.5 %**

Types of customs:
Borderline and maritime



Distance to the 3 main customs border roads
 (km) (2022):

Nuevo Laredo:
2,262.3

Ciudad Juárez:
3,239.7

Tijuana:
4,360.6

Source: SICT-INEGI

Mexican talent in higher education

4,655
 Graduates
 (2022-2023)



19
 Institutions

926
 STEM fields
 graduates

470
 Engineering,
 manufacturing and
 construction

328
 Information and
 communication
 technologies

128
 Natural sciences,
 mathematics and
 statistics

Main institutions

with the highest number of STEM graduates



Instituto Tecnológico
 de Chetumal

201



Universidad
 Tecnológica de
 Cancún

191



Universidad del
 Caribe

107

Engineering, manufacturing and construction

graduates and postgraduates:



Architecture and
 construction

131



Mechanical, electrical,
 electronic engineering,
 chemical and related
 professions

319



Manufacturing
 and processes

20

Source: ANUIES (2022-2023 school year)



Gobierno de
México

Economía
 Secretaría de Economía



Quintana Roo

December 2024

MSMEs



66,245
enterprises

- Micro **59,244**
- Small **5,873**
- Medium-sized **1,128**

Vocations aligned to industrial policy



Iron works products manufacturing



Machinery and equipment repair and maintenance



Fishing

Source: INEGI - DENUE (Mar. 2024)

Main indicators

23 GDP position
\$ 18 B USD at market prices
(Dec. 2022)



5.9 %
Economic activity growth
(Jun. 2024)

\$ 9,480
USD of GDP per capita
(Dec. 2022)



4
Position by economic growth
(Jun. 2024)

1.5 %
National GDP
(Dec. 2022)

Source: INEGI

Potential sectors



Health care and social assistance services



Agriculture, animal breeding and production, forestry, fishing and hunting



Mining

Source: Data MX

Foreign trade



461
M USD

International purchases



99
M USD

International sales

Main export sectors



26
M USD

Glass and glass products manufacturing



11
M USD

Sugar and confectionery products



6
M USD

Mechanical machinery and appliances, and parts

Fuente: SE. Balanza Comercial de Mercancías de México (Sep. 2024)

Foreign Direct Investment

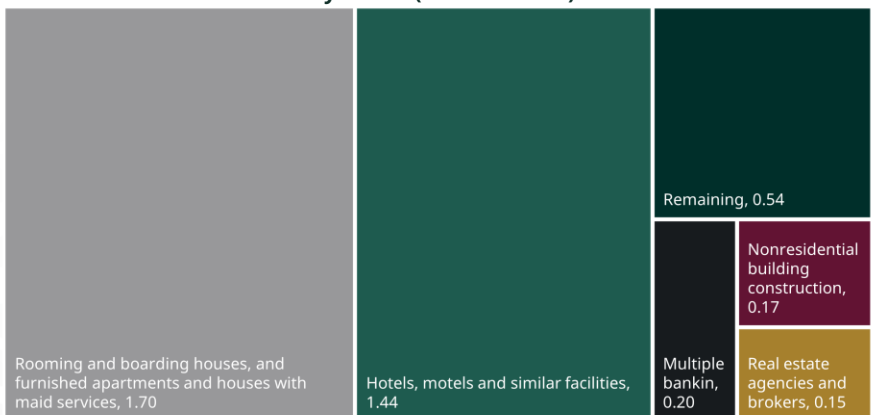
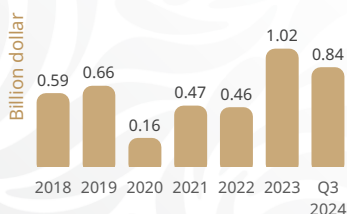
FDI by sector (Billion dollars)

Top 3 by investment origin country third quarter of 2024

- 1 Spain 1.43 B U S D
- 2 U.S.A. 1.03 B U S D
- 3 Netherlands 0.56 B U S D

Historic FDI (2018-Q3 2024)

4.21
(B USD)



Source: SE (Sep. 2024)

