



Tabasco

December 2024



24,731 km²
of surface area, 1.3% of
the national territory

17 Municipalities

South-Southeast Region

2.5 million people
(Jun. 2024)

2.5 million people
(Projected to 2030)

1.2 million **1.3 million**

Source: INEGI



1.1 million

Economically Active
Population (EAP)
(Jun. 2024)



29 years

Average age
of population
(Dec. 2020)



9.8

Average of
schooling
(2022-2023)



4.0 %
With respect
to the EAP

Unemployment
rate
(Jun. 2024)

Source: INEGI - SEP

Infrastructure and resources

16 Industrial Parks (2024)

Highways **10,710 km** in
length (Mar. 2024)

Railroads **320 km** in length
(Mar. 2024)
Concessionaires: Tren Maya
Ferrocarril del Istmo de Tehuantepec, S.A. de
C.V.

1 International airport (2022)
Passenger capacity: **597,011**
Load capacity: **2,761,303 kg**

5 Ports (2021)

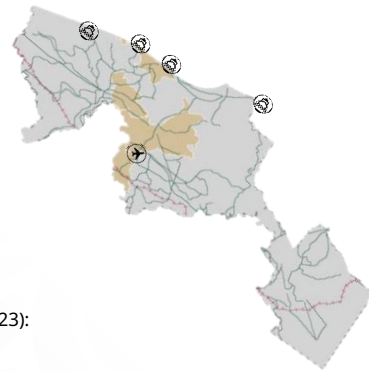
Nearby ASIPONA (2022):
Puerto Dos Bocas

Gas pipeline infrastructure (2023):
Yes, Public and Private

Water resources (2019):
Number of aquifers: **8**
Availability: **high**

Households with
internet access(2022):
57.8 %

Types of customs:
Maritime



Distance to the 3 main customs border roads
(km) (2022):

Nuevo Laredo:
1,693.1

Ciudad Juárez:
2,670.5

Tijuana:
3,791.4

Source: SICT-INEGI-SEDECO

Mexican talent in higher education

10,404
Graduates
(2022-2023)



3,630
STEM fields
graduates

29
Institutions

2,722
Engineering,
manufacturing
and construction

462
Information and
communication
technologies

446
Natural sciences,
mathematics and
statistics

Main institutions

with the highest number of STEM graduates



Universidad Juárez
Autónoma de
Tabasco

995



Universidad
Politécnica del Centro

433



Instituto
Tecnológico de
Villahermosa

429

Engineering, manufacturing and construction

graduates and postgraduates:



379
Manufacturing
and processes



2,034
Mechanical, electrical,
electronic engineering,
chemical and related
professions



309
Architecture and
construction

Source: ANUIES (2022-2023 school year)



Gobierno de
México

Economía
Secretaría de Economía



Tabasco

December 2024

MSMEs



86,083
enterprises

- Micro **79,705**
- Small **5,452**
- Medium-sized **926**

Vocations aligned to industrial policy



Fishing



Iron works products
manufacturing



Machinery and
equipment repair
and maintenance

Main indicators

Source: INEGI - DENUE (Mar. 2024)

14 GDP position

\$ 33 B USD at market
prices
(Dec. 2022)



-9.0 %

Economic activity growth
(Jun. 2024)

\$ 13,228

USD of **GDP per capita**
(Dec. 2022)



32

Position by economic
growth
(Jun. 2024)

2.6 %

National **GDP**
(Dec. 2022)

Source: INEGI

Potential sectors



Educational
Services



Chemical
industry



Auto parts

Foreign trade

Source: SEDECO



409

M USD

International purchases



131

M USD

International sales

Main export sectors



41
M USD

Edible fruits



27
M USD

Mechanical
machinery and
appliances, and parts



26
M USD

Chemical industry
products

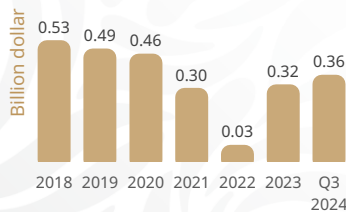
Fuente: SE. Balanza Comercial de Mercancías de México (Sep. 2024)

Foreign Direct Investment

FDI by sector (Billion dollars)


Historic FDI
(2018-Q3 2024)

2.49
(B USD)



Top 3 by investment origin
country third quarter of 2024

- 1 U.S.A. 1.24 B USD
- 2 Australia 0.36 B USD
- 3 Argentina 0.21 B USD



Source: SE (Sep. 2024)



Gobierno de
México

Economía
Secretaría de Economía