



Tamaulipas

December 2024



80,249 km²
of surface area, 4.1% of
the national territory

43 Municipalities
Northwest Region

3.6 million people
(Jun. 2024)

1.7 million **1.9 million**

Source: INEGI

3.9 million people
(Projected to 2030)



1.7 million

Economically Active
Population (EAP)
(Jun. 2024)



30 years

Average age
of population
(Dec. 2020)



10.3

Average of
schooling
(2022-2023)



3.4 %
With respect
to the EAP

Unemployment
rate
(Jun. 2024)

Source: INEGI - SEP

Infrastructure and resources

47 Industrial Parks (2024)

Highways **14,075 km** in
length (2022)

Railroads **937 km** in length
(2021)

Concessionaires:
Ferrocarril Mexicano, S.A. de C.V.
Kansas City Southern de México, S.A. de C.V.

5 International airport (2022)
Passenger capacity: **566,838**
Load capacity: **463,514 kg**

4 Ports (2021)

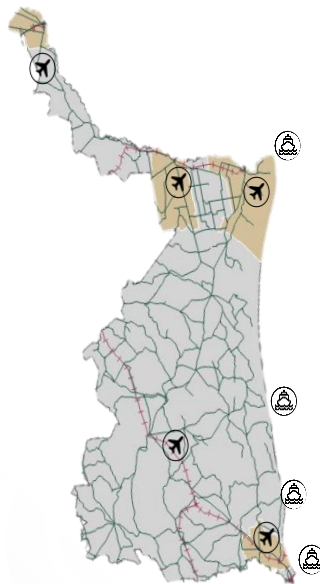
Nearby ASIPONA (2022):
**Puerto Altamira, Puerto
Tampico**

Gas pipeline infrastructure (2023):
Yes, Public and private

Water resources (2019):
Number of aquifers: **14**
Availability: **Low**

Households with internet
access (2022) **68.5 %**

Types of customs:
**Borderline and
maritime**



Distance to the 3 main customs border roads
(km) (2022):

Nuevo Laredo:
260.2

Ciudad Juárez:
1,409.6

Tijuana:
2,530.5

Source: SICT-INEGI-SEDECO

Mexican talent in higher education

15,696
Graduates
(2022-2023)



36
Institutions

6,561
STEM fields
graduates

5,228
Engineering,
manufacturing and
construction

1,069
Information and
communication
technologies

264
Natural sciences,
mathematics and
statistics

Main institutions

with the highest number of STEM graduates



Universidad
Tecnológica de
Altamira

943



Instituto Tecnológico
de Ciudad Madero

853



Universidad
Tecnológica de
Tamaulipas Norte

816

Engineering, manufacturing and construction

graduates and postgraduates:



380
Architecture and
construction



4,549
Mechanical, electrical,
electronic engineering,
chemical and related
professions



299
Manufacturing
and processes

Source: ANUIES (2022-2023 school year)



Gobierno de
México

Economía
Secretaría de Economía



Tamaulipas

December 2024

MSMEs



132,544
enterprises

- Micro **121,650**
- Small **9,187**
- Medium-sized **1,707**

Vocations aligned to industrial policy



Iron works products manufacturing



Fishing



Machinery and equipment repair and maintenance

Source: INEGI - DENU (Mar. 2024)

Main indicators

12 GDP position
\$ 38 B USD at market prices
(Dec. 2022)



1.6 %
Economic activity growth
(Jun. 2024)

\$ 10,688
USD of GDP per capita
(Dec. 2022)




21
Position by economic growth
(Jun. 2024)

3.1 %
National GDP
(Dec. 2022)

Source: INEGI

Potential sectors



Semiconductors



Electromobility



Information technologies

Foreign trade

Source: SEDECO



20,109
M USD

International purchases



24,105
M USD

International sales

Main export sectors



8,841
M USD
Electrical machinery, appliances and material, and parts



5,180
M USD
Mechanical machinery and appliances, and parts



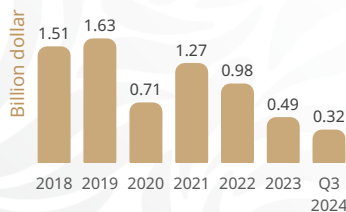
2,642
M USD
Optical, photography or cinematography instruments and devices

Fuente: SE. Balanza Comercial de Mercancías de México (Sep. 2024)

Foreign Direct Investment

Historic FDI
(2018-Q3 2024)


6.92
(B USD)



Top 3 by investment origin country third quarter of 2024

- 1 U.S.A. 2.55 B USD
- 2 Spain 0.84 B USD
- 3 Australia 0.73 B USD

FDI by sector (Billion dollars)



Source: SE (Sep. 2024)

