



Veracruz de Ignacio de la Llave

December 2024



71,824 km²
of surface area, 3.7% of
the national territory

212 Municipalities

South-Southeast Region

8.1 million people
(Jun. 2024)

3.8 million

4.3 million

Source: INEGI

8.1 million people
(Projected to 2030)



3.4 million

Economically Active
Population (EAP)
(Jun. 2024)



31 years

Average age
of population
(Dec. 2020)



9.0

Average of
schooling
(2022-2023)



2.0 %
With respect
to the EAP

Unemployment
rate
(Jun. 2024)

Source: INEGI-SEP

Infrastructure and resources

Mexican talent in higher education

17 Industrial Parks (2023)

Highways 28,721 km in
length (2022)

Railroads 1,807 km in
length (2021)

Concessionaries:
Kansas City Southern de México, S.A. de C.V.
FerroSur, S.A. de C.V.
Ferrocarril del Istmo de Tehuantepec, S.A. de C.V.

1 International airport (2022)
Passenger capacity: **746,631**
Load capacity: **964,345 kg**

10 Ports (2021)

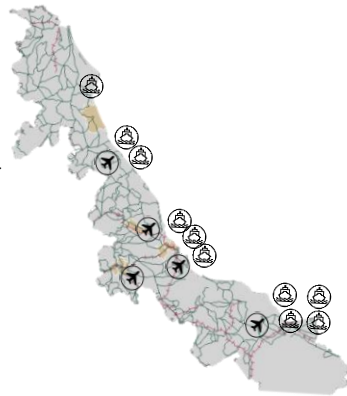
Nearby ASIPONA (2021):
Coatzacoalcos, Tuxpan y Veracruz

Gas pipeline infrastructure (2023):
Yes, Public and Private

Water resources (2019):
Number of aquifers: **18**
Availability: **High**

Households with
internet access (2022):
53.9 %

Types of customs:
Maritime



Distance to the 3 main customs border roads
(km) (2022):

Nuevo Laredo:
1,221.4

Ciudad Juárez:
2,202.5

Tijuana:
3,323.4

Source: SICT-INEGI

25,837
Graduates
(2022-2023)



48
Institutions

10,538
STEM fields
graduates

8,506
Engineering,
manufacturing
and construction

1,479
Information and
communication
technologies

553
Natural sciences,
mathematics and
statistics

Main institutions

with the highest number of STEM graduates



Universidad
Veracruzana

1,854



Universidad
Tecnológica del Centro
de Veracruz

1,101



Instituto Tecnológico
de Orizaba

772

Engineering, manufacturing and construction

graduates and postgraduates:



708

Architecture and
construction



7,256

Mechanical, electrical,
electronic, engineering,
chemical and related
professions



542

Manufacturing and
processes

Source: ANUIES (2022-2023 school year)



Gobierno de
México

Economía
Secretaría de Economía



Veracruz de Ignacio de la Llave

December 2024

MSMEs



326,580
enterprises

- Micro **308,395**
- Small **15,609**
- Medium-sized **2,576**

Vocations aligned to industrial policy



Iron works products manufacturing



Fishing



Machinery and equipment repair and maintenance

Source: INEGI - DENUE (Mar. 2024)

Main indicators

6 GDP position
\$ 53 B USD at market prices
(Dec. 2022)



2.5 %
Economic activity growth
(Jun. 2024)

\$ 6,509
USD of GDP per capita
(Dec. 2022)



15
Position by economic growth
(Jun. 2024)

4.3 %
National GDP
(Dec. 2022)

Source: INEGI

Potential sectors



Transportation, postal services and warehousing



Manufacturing



Oil drilling

Source: SEDECO

Foreign trade



3,028
M USD

International purchases



3,281
M USD

International sales

Main export sectors



1,315
M USD

Steel and cast iron manufactures



259
M USD

Edible fruits



229
M USD

Inorganic chemical products

Fuente: SE. Balanza Comercial de Mercancías de México (Sep. 2024)

Foreign Direct Investment

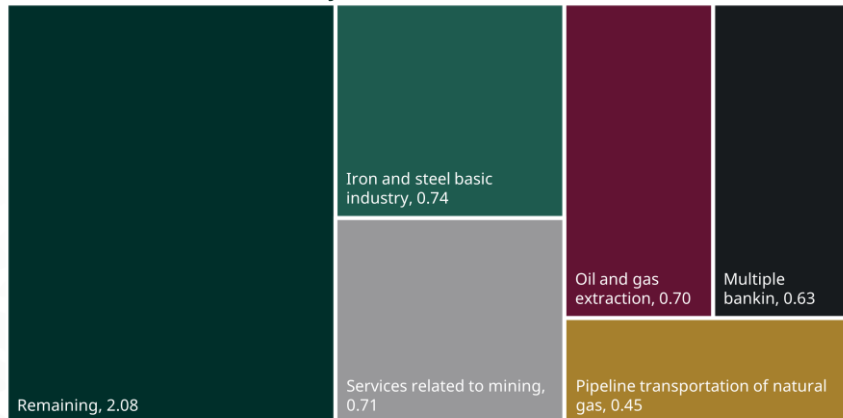
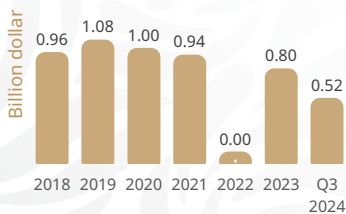
FDI by sector (Billion dollars)

Top 3 by investment origin country third quarter of 2024

- 1 U.S.A. 1.25 B USD
- 2 Spain 0.74 B USD
- 3 Argentina 0.73 B USD

Historic FDI (2018-Q3 2024)

5.30
(B USD)



Source: SE (Sep. 2024)

