



# Chihuahua

March 2025



**3.9 million people**  
(2024)

**247,413 km<sup>2</sup>**  
of surface area, 12.6 % of  
the national territory

67 Municipalities

Northwest Region



Source: INEGI



**1.9 million**

Economically Active  
Population (EAP)  
(2024)



**34 years**

Average age of  
population  
(Dec. 2020)



**10.2**

Average of  
schooling  
(2022-2023)



**2.1 %**  
with respect  
to the EAP

Unemployment  
rate  
(2024)

Source: INEGI-SEP-SEDECO

## Infrastructure and resources

**50 Industrial Parks** (2023)

Highways **13,700 km** in  
length (2022)

Railroads **2,678 km** in  
length (2021)

Concessionaires:  
Ferrocarril Mexicano, S.A. de C.V. y Línea  
Coahuila Durango, S.A. de C.V.

**2 International airports** (2022)  
Passenger capacity: **1,805,329**  
Load capacity: **15,906,901 kg**

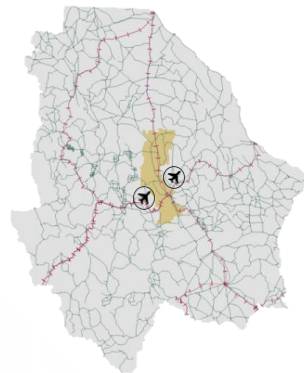
Nearby ASIPONA (2022):  
**Puerto de Guaymas, Sonora**

Pipeline infrastructure (2023):  
**Yes, Public and Private**

Water resources (2019):  
Number of aquifers: **61**  
Availability: **Low**

Households with internet  
access (2022):  
**71.1 %**

Types of customs:  
**Borderline and Indoor**



Distance to the 3 main customs border roads  
(km) (2022):

Nuevo Laredo  
**1,057.5**

Ciudad Juárez  
**356.6**

Tijuana  
**1,477.5**

Source: SICT-INEGI

## Mexican talent in higher education

**16,844**

Graduates  
(2023-2024)



**36**

Institutions

**5,719**

STEM fields  
graduates

**4,554**

Engineering,  
manufacturing  
and construction

**701**

Information and  
communication  
technologies

**464**

Natural sciences,  
mathematics and  
statistics

### Main institutions

with the highest number of STEM graduates



Universidad  
Tecnológica de  
Chihuahua

**1,125**



Universidad  
Autónoma de Ciudad  
Juárez

**837**



UNIVERSIDAD AUTÓNOMA DE  
CHIHUAHUA  
Universidad  
Autónoma de  
Chihuahua

**810**

### Engineering, manufacturing and construction graduates and postgraduates:



Architecture and  
construction

**490**



Mechanical, electrical,  
electronic, engineering,  
chemical and related  
professions

**3,646**



Manufacturing  
and processes

**418**

Source: ANUIES (2023-2024 school year)



Gobierno de  
**México**

**Economía**  
Secretaría de Economía



# Chihuahua

March 2025

## MSMEs



**140,824**  
enterprises

- Micro **129,798**
- Small **9,328**
- Medium-sized **1,698**

Source: INEGI - DENUÉ (Mar. 2025)

## Potential sectors



Business support services, waste management and remediation services



Agriculture, animal breeding and production, forestry, fishing and hunting



Temporary accommodation services and food and beverage preparation services

Source: Data MX

## Main indicators

**8** GDP position  
\$ 59 B USD at market prices (2023)



**1.4 %**  
Economic activity growth (Sep. 2024)

**\$ 15,346**  
USD of GDP per capita (Dec. 2023)



**20**  
Position by economic growth (Sep. 2024)

**3.9 %**  
National GDP (2023)

Source: INEGI

## Foreign trade



**75,792**  
M USD

International purchases



**78,276**  
M USD

International sales

## Main export sectors



**30,200**  
M USD

Mechanical machinery and appliances, and parts



**20,373**  
M USD

Electrical machinery, appliances and material, and parts



**9,147**  
M USD

Optical, photography or cinematography instruments and devices

Fuente: SE. Balanza Comercial de Mercancías de México (2024)

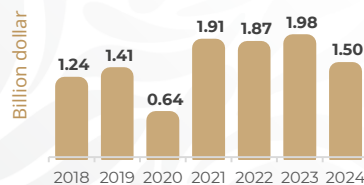
## Foreign Direct Investment

### Top 3 by investment origin country of 2024

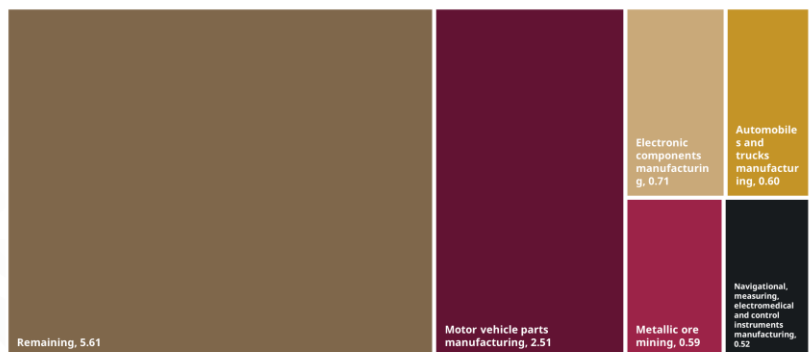
- 1 U. S. A. 4.56 B USD
- 2 Canada 1.32 B USD
- 3 Ireland 0.82 B USD

Historic FDI (2018 - 2024)

**10.55**  
(B USD)



### FDI by sector (Billion dollars)



Source: SE (2024)

