



Coahuila de Zaragoza

March 2025



151,595 km²
of surface area, 7.7% of the
national territory

38 Municipalities

Northeast Region

3.3 million people
(2024)

3.6 million people
(Projected to 2030)

1.7 million

1.8 million

Source: INEGI



1.6 million

Economically Active
Population (EAP)
(2024)



**29
Years**

Average age of
population
(Dec. 2020)



10.6

Average of
schooling
(2022-2023)



3.5 %
with respect
to the EAP

Unemployment
rate
(2024)

Source: INEGI-SEP

Infrastructure and resources

109 Industrial Parks (2024)

Highways 8,763 km in
length (2022)

Railroads 2,218 km in
length (2021)

Concessionaries:
Ferrocarril Mexicano, S.A. de C.V.
Línea Coahuila Durango, S.A. de C.V.

5 International airports (2022)
Passenger capacity: **357,077**
Load capacity: **8,180,896 kg**

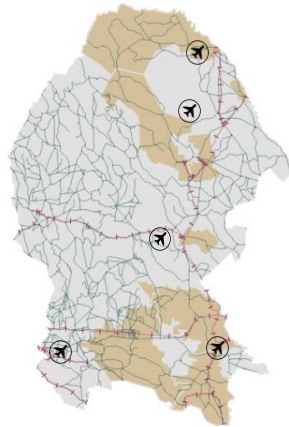
Nearby ASIPONA (2022):
Puerto de Altamira,
Tamaulipas

Gas pipeline infrastructure
(2023): **Yes, Public**

Water resources (2019):
Number of aquifers: **28**
Availability: **Low**

**Households with internet
access** (2022):
70.0 %

Types of customs:
Borderline and indoor



Distance to the 3 main customs border roads
(km) (2022):

Nuevo Laredo
592.5

Ciudad Juárez
816.2

Tijuana
1,937.1

Source: SICT-INEGI-SEDECO

Mexican talent in higher education

15,548

Graduates
(2023-2024)



42

Institutions

8,220

STEM fields
graduates

7,141

Engineering,
manufacturing
and construction

760

Information and
communication
technologies

319

Natural sciences,
mathematics and
statistics

Main institutions

with the highest number of STEM graduates

UTT
Universidad Tecnológica de Torreón



Universidad
Autónoma de Coahuila

UTC
Universidad Tecnológica de Coahuila

Universidad
Tecnológica de
Torreón

1,254

1,064

1,022

Engineering, manufacturing and construction

graduates and postgraduates:

188

Architecture and
construction

6,376

Mechanical, electrical,
electronic, engineering,
chemical and related
professions

577

Manufacturing
and processes

Source: ANUIES (2023-2024 school year)



Gobierno de
México

Economía
Secretaría de Economía



Coahuila de Zaragoza

March 2025

MSMEs



124,115
enterprises

- Micro **114,035**
- Small **8,430**
- Medium-sized **1,650**

Source: INEGI - DENUÉ (Mar. 2025)

Potential sectors



Business support services, waste management and remediation services



Real estate services and tangible and intangible goods rental and leasing



Agriculture, animal breeding and production, forestry, fishing and hunting

Main indicators

9

GDP position
\$ 57 B USD at market prices (2023)



1 %

Economic activity growth (Sep. 2024)

\$ 17,060

USD of GDP per capita (Dec. 2023)



23

Position by economic growth (Sep. 2024)

3.7 %

National GDP (2023)

Source: INEGI

Foreign trade

Source: Data MX



18,811
M USD

International purchases



33,629
M USD

International sales

Main export sectors



6,633
M USD

Mechanical machinery and appliances, and parts



6,562
M USD

Road vehicles, parts and accessories



4,130
M USD

Beverages, alcoholic liquids and vinegar

Fuente: SE. Balanza Comercial de Mercancías de México (2024)

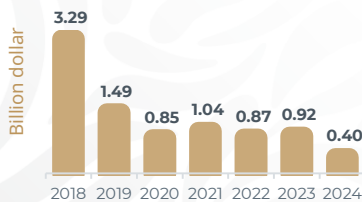
Foreign Direct Investment

Top 3 by investment origin country of 2024

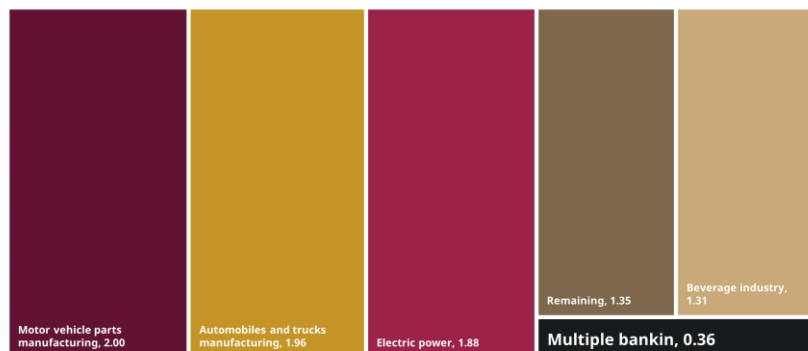
- 1 U. S. A. 3.25 B USD
- 2 Italy 1.49 B USD
- 3 Canada 1.2 B USD

Historic FDI (2018 - 2024)

8.86
(B USD)



FDI by sector (Billion dollars)



Source: SE (2024)

