



# Durango

March 2025



**123,364 km<sup>2</sup>**  
of surface area, 6.3% of the national territory

**39 Municipalities**

**West Region**



**0.9 million**

Economically Active Population (EAP) (2024)



**27 years**

Average age of population (Dec. 2020)



**10.0**

Average of schooling (2022-2023)



**3.1 % with respect to the EAP**  
Unemployment rate (2024)

**1.9 million people (2024)**

**0.9 million**

**1 million**

Source: INEGI

Source: INEGI-SEP

## Infrastructure and resources

**10 Industrial Parks (2024)**

**Highways 16,474 km in length (2022)**

**Railroads 1,196 km in length (2021)**

Concessionaries:  
Ferrocarril Mexicano, S.A. de C.V.  
Línea Coahuila Durango, S.A. de C.V.

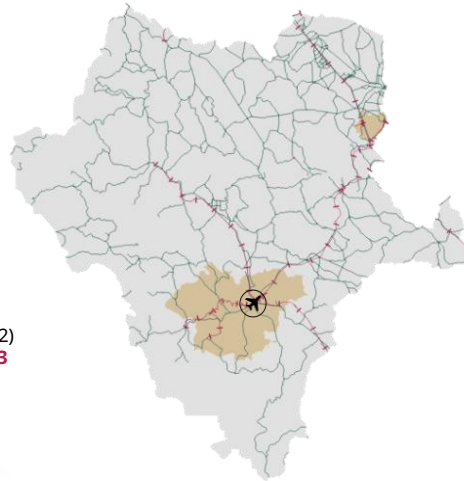
**1 International airport (2022)**  
Passenger capacity: **274,413**  
Load capacity: **63,131 kg**

Nearby ASIPONA (2022):  
**Puerto de Mazatlán, Sinaloa**

**Gas pipeline infrastructure (2023):**  
**Yes, Public and Private**

**Water resources (2019):**  
Number of aquifers: **29**  
Availability: **High**

**Households with internet access (2022):**  
**60.0 %**



Distance to the 3 main customs border roads (km) (2022):

Nuevo Laredo  
**835.5**

Ciudad Juárez  
**991.1**

Tijuana  
**2,112.0**

Source: SICT-INEGI-SEDECO

## Mexican talent in higher education

**9,289**

Graduates (2023-2024)



**27**

Institutions

**2,839**

STEM fields graduates

**2,070**

Engineering, manufacturing and construction

**463**

Information and communication technologies

**306**

Natural sciences, mathematics and statistics

### Main institutions

with the highest number of STEM graduates



Instituto Tecnológico de Durango

**879**



Universidad Juárez del Estado de Durango

**391**



Instituto Tecnológico Superior de Lerdo

**365**

### Engineering, manufacturing and construction

graduates and postgraduates:



**382**

Architecture and construction



**1,503**

Mechanical, electrical, electronic, engineering, chemical and related professions



**185**

Manufacturing and processes

Source: ANUIES (2023-2024 school year)



Gobierno de **México**

**Economía**  
Secretaría de Economía



# Durango

March 2025

## MSMEs



**73,394**  
enterprises

- Micro **68,488**
- Small **4,158**
- Medium-sized **748**

Source: INEGI - DENU (Mar. 2025)

## Potential sectors



IT Software and Energy



Aeronautics and Aerospace



Semiconductors

Source: SEDECO

## Main indicators

**25** GDP position  
\$ 20 B USD at market prices (2023)



**5.3 %**  
Economic activity growth (Sep. 2024)

**\$ 10,451**  
USD of GDP per capita (Dec. 2023)



**5**  
Position by economic growth (Sep. 2024)

**1.3 %**  
National GDP (2023)

Source: INEGI

## Foreign trade



**2,434**  
M USD

International purchases



**2,389**  
M USD

International sales

## Main export sectors



**530**  
M USD

Electrical machinery, appliances and material, and parts



**351**  
M USD

Road vehicles, parts and accessories



**231**  
M USD

Fine or cultured pearls; precious metals and stones; costume jewelry

Fuente: SE. Balanza Comercial de Mercancías de México (2024)

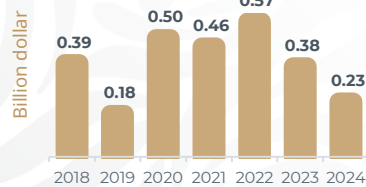
## Foreign Direct Investment

Historic FDI (2018 - 2024)


**2.70**  
(B USD)

Top 3 by investment origin country of 2024

- 1 Canada 1.57 B USD
- 2 U. S. A. 0.57 B USD
- 3 Brazil 0.11 B USD



## FDI by sector (Billion dollars)



Source: SE (2024)

