



Puebla

March 2025



6.6 million people
(2024)

34,310 km²
of surface area, 1.7% of
the national territory

217 Municipalities
South-Southeast Region

3.1 million **3.5 million**

Source: INEGI



3.1 million

Economically Active
Population (EAP)
(2024)



28 years

Average age
of population
(Dec. 2020)



9.4

Average of
schooling
(2022-2023)



2.2 %
with
respect to
the EAP
Unemployment
rate
(2024)

Source: INEGI - SEP

Infrastructure and resources

20 Industrial Parks (2024)

Highways **11,556 km** in
length (2023)

Railroads **1,065 km** in
length (2021)
Concessionaries:
Ferrocarril del Istmo de Tehuantepec, S.A. de C.V.
Ferroсур, S.A. de C.V.

1 International airport (2022)
Passenger capacity: **406,020**
Load capacity: **8,324,623 kg**

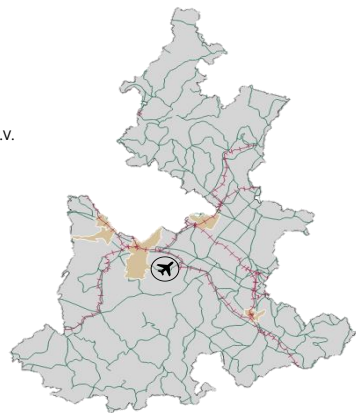
Nearby ASIPONA (2022):
Puerto de Tuxpan,
Veracruz

Gas pipeline infrastructure (2023):
Yes, Public and Private

Water resources (2019):
Number of aquifers: **6**
Availability: **Mean**

Households with internet
access (2022): **58.1 %**

Types of customs: **Indoor**



Distance to the 3 main customs border roads
(km) (2022):

Nuevo Laredo: **1,328.5**
Ciudad Juárez: **1,964.5**
Tijuana: **3,085.4**

Source: SICT-INEGI-SEDECO

Mexican talent in higher education

30,520

Graduates
(2023-2024)



58

Institutions

10,715

STEM fields
graduates

7,651

Engineering,
manufacturing
and construction

1,780

Information and
communication
technologies

1,284

Natural sciences,
mathematics and
statistics

Main institutions

with the highest number of STEM graduates



Benemérita
Universidad
Autónoma de
Puebla
3,512



Universidad
Tecnológica de Puebla
1,080



Universidad
Tecnológica de
Huejotzingo
816

Engineering, manufacturing and construction

graduates and postgraduates:



937

Architecture and
construction



5,935

Mechanical, electrical,
electronic, engineering,
chemical and related
professions



779

Manufacturing
and processes

Source: ANUIES (2023-2024 school year)



Gobierno de
México

Economía
Secretaría de Economía



Puebla

March 2025

MSMEs



404,766
enterprises

- Micro **390,010**
- Small **12,506**
- Medium-sized **2,250**

Source: INEGI - DENUÉ (Mar. 2025)

Potential sectors



Clean energy generation



Agroindustry



Automotive



Medical services



Communication Technologies

Source: SEDECO

Main indicators

10 GDP position
\$ 53 B USD at market prices (2023)



5.5 %
Economic activity growth (Sep. 2024)

\$ 8,054
USD of GDP per capita (Dec. 2023)



4
Position by economic growth (Sep. 2024)

3.5 %
National GDP (2023)

Source: INEGI

Foreign trade



15,660
M USD

International purchases



22,769
M USD

International sales

Main export sectors



15,080
M USD

Road vehicles, parts and accessories



2,473
M USD

Mechanical machinery and appliances, and parts



1,322
M USD

Preparations from cereals, flour, starch, or milk

Fuente: SE. Balanza Comercial de Mercancías de México (2024)

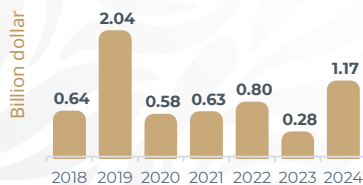
Foreign Direct Investment

Top 3 by investment origin country of 2024


- 1 Germany 3.17 B USD
- 2 U. S. A. 1.02 B USD
- 3 Spain 0.7 B USD

Historic FDI (2018 - 2024)

6.14
(B USD)



FDI by sector (Billion dollars)



Source: SE (2024)

