



# Sonora

March 2025



**179,355 km<sup>2</sup>**  
of surface area, 9.2% of  
the national territory

**72** Municipalities

**Northwest** Region

**3 million people**  
(2024)



**1.5 million**



**1.6 million**

Source: INEGI



**1.4 million**

Economically Active  
Population (EAP)  
(2024)



**30 years**

Average age  
of population  
(Dec. 2020)



**10.6**

Average of  
schooling  
(2022-2023)



**2.9 %**  
with  
respect to  
the EAP  
Unemployment  
rate  
(2024)

Source: INEGI - SEP

## Infrastructure and resources

**27** Industrial Parks (2023)

Highways **25,331 km** in  
length (2022)

Railroads **2,008 km** in  
length (2021)

Concessionaires:  
Ferrocaril Mexicano, S.A. de C.V.

**5** International airport (2022)  
Passenger capacity: **1,112,152**  
Load capacity: **14,869,276 kg**

**7** Ports (2021)

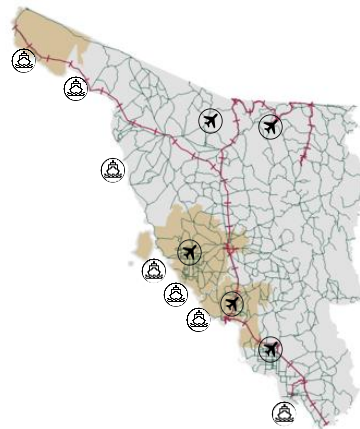
Nearby ASIPONA (2021):  
**Puerto de Guaymas**

Gas pipeline infrastructure (2024):  
**Yes, Public and Private**

Water resources (2019):  
Number of aquifers: **60**  
Availability: **Very low**

Households with  
internet access (2022):  
**80.6 %**

Types of customs:  
**Borderline and maritime**



Distance to the 3 main customs border roads  
(km) (2022):

Nuevo Laredo:  
**1,749.3**

Ciudad Juárez:  
**742.9**

Tijuana:  
**870.7**

Source: SICT-INEGI

## Mexican talent in higher education

**14,988**

Graduates  
(2023-2024)




**33**

Institutions

**5,564**


STEM fields  
graduates

**4,407**



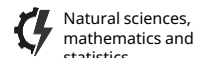
Engineering,  
manufacturing  
and construction

**650**



Information and  
communication  
technologies

**507**



Natural sciences,  
mathematics and  
statistics

### Main institutions

with the highest number of STEM graduates



Universidad de  
Sonora

**1,021**



Instituto Tecnológico  
de Sonora

**909**



Instituto Tecnológico  
de Hermosillo

**716**

## Engineering, manufacturing and construction

graduates and postgraduates:



**461**

Architecture and  
construction



**3,444**

Mechanical, electrical,  
electronic, engineering,  
chemical and related  
professions



**502**

Manufacturing  
and processes

Source: ANUIES (2023-2024 school year)



Gobierno de  
**México**

**Economía**  
Secretaría de Economía



# Sonora

March 2025

## MSMEs



**126,149**  
enterprises

- Micro **115,542**
- Small **8,849**
- Medium-sized **1,758**

Source: INEGI - DENUÉ (Mar. 2025)

## Potential sectors



Cultural and sporting recreation services



Temporary accommodation services and food and beverage preparation services



Business support services, waste management and remediation services

Source: Data MX

## Main indicators

**11** GDP position  
\$ 51 B USD at market prices (2023)



**-0.4 %**  
Economic activity growth (Sep. 2024)

**\$ 17,106**  
USD of GDP per capita (Dec. 2023)



**26**  
Position by economic growth (Sep. 2024)

**3.4 %**  
National GDP (2023)

Source: INEGI

## Foreign trade



**11,735**

**M USD**

International purchases



**21,570**

**M USD**

International sales

## Main export sectors



**4,459**  
**M USD**

Electrical machinery, appliances and material, and parts



**3,989**  
**M USD**

Metallic minerals, slag, and ashes



**1,859**  
**M USD**

Mechanical machinery and appliances, and parts

Fuente: SE. Balanza Comercial de Mercancías de México (2024)

## Foreign Direct Investment

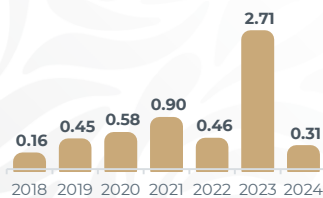
### Top 3 by investment origin country of 2024

- 1 U. S. A. 2.47 B USD
- 2 Spain 0.43 B USD
- 3 Canada 0.2 B USD


Historic FDI (2018 - 2024)

**5.57**  
**(B USD)**

Billion dollar



### FDI by sector (Billion dollars)



Source: SE (2024)

