



Tamaulipas

March 2025



80,249 km²
of surface area, 4.1% of
the national territory

43 Municipalities
Northwest Region

3.6 million people
(2024)

1.7 million **1.9 million**

Source: INEGI



1.7 million

Economically Active
Population (EAP)
(2024)



30 years

Average age
of population
(Dec. 2020)



10.3

Average of
schooling
(2022-2023)



3.0 %
with
respect to
the EAP

Unemployment
rate
(2024)

Source: INEGI - SEP

Infrastructure and resources

47 Industrial Parks (2024)

Highways **14,075 km** in
length (2022)

Railroads **937 km** in length
(2021)

Concessionaires:
Ferrocarril Mexicano, S.A. de C.V.
Kansas City Southern de México, S.A. de C.V.

5 International airport (2022)
Passenger capacity: **566,838**
Load capacity: **463,514 kg**

4 Ports (2021)

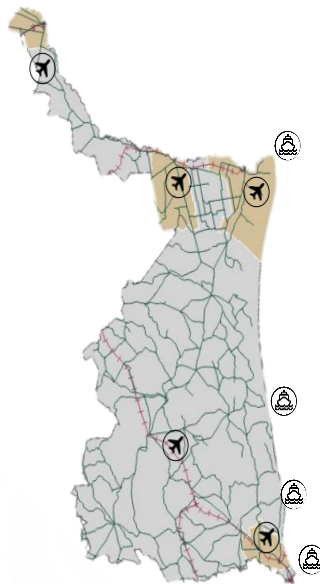
Nearby ASIPONA (2022):
**Puerto Altamira, Puerto
Tampico**

Gas pipeline infrastructure (2023):
Yes, Public and private

Water resources (2019):
Number of aquifers: **14**
Availability: **Low**

Households with internet
access (2022) **68.5 %**

Types of customs:
**Borderline and
maritime**



Distance to the 3 main customs border roads
(km) (2022):

Nuevo Laredo:
260.2

Ciudad Juárez:
1,409.6

Tijuana:
2,530.5

Source: SICT-INEGI-SEDECO

Mexican talent in higher education

16,849

Graduates
(2023-2024)



37

Institutions

6,689

STEM fields
graduates

5,316

Engineering,
manufacturing
and construction

1,159

Information and
communication
technologies

214

Natural sciences,
mathematics and
statistics

Main institutions

with the highest number of STEM graduates



Universidad
Tecnológica de
Altamira

974



Instituto Tecnológico
de Ciudad Madero

953



Universidad
Autónoma de
Tamaulipas

880

Engineering, manufacturing and construction

graduates and postgraduates:



387

Architecture and
construction



4,729

Mechanical, electrical,
electronic, engineering,
chemical and related
professions



200

Manufacturing
and processes

Source: ANUIES (2023-2024 school year)



Gobierno de
México

Economía
Secretaría de Economía



Tamaulipas

March 2025

MSMEs




146,924
enterprises

- Micro **137,303**
- Small **8,095**
- Medium-sized **1,526**

Source: INEGI - DENEUE (Mar. 2025)

Potential sectors



Semiconductors



Electromobility



Information technologies

Source: SEDECO

Main indicators

12 GDP position
\$ 45 B USD at market prices (2023)



2.9 %
Economic activity growth (Sep. 2024)

\$ 12,676
USD of GDP per capita (Dec. 2023)



9
Position by economic growth (Sep. 2024)

3.0%
National GDP (2023)

Source: INEGI

Foreign trade



27,107
M USD

International purchases



32,452
M USD

International sales

Main export sectors



11,926
M USD

Electrical machinery, appliances and material, and parts



6,988
M USD

Mechanical machinery and appliances, and parts



3,581
M USD

Optical, photography or cinematography instruments and devices

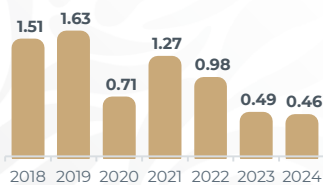
Fuente: SE. Balanza Comercial de Mercancías de México (2024)

Foreign Direct Investment

Historic FDI (2018 - 2024)

7.06
(B USD)


Billion dollar



Top 3 by investment origin country of 2024

- 1 U. S. A. 2.66 B USD
- 2 Spain 0.84 B USD
- 3 Australia 0.73 B USD

FDI by sector (Billion dollars)



Source: SE (2024)

