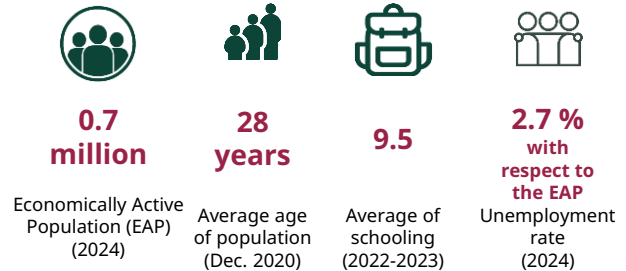





# Zacatecas

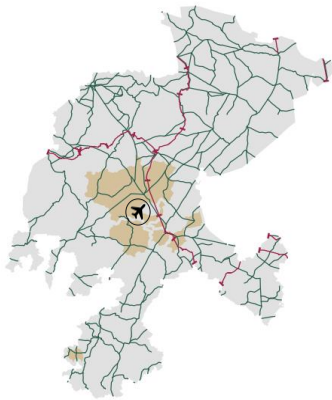
March 2025



Source: INEGI-SEP

## Infrastructure and resources

Source: INEGI



- 5 Industrial Parks (2023)
- Highways **12,260 km** in length (2022)
- Railroads **671 km** in length (2022)
- Concessionaries:  
Línea Coahuila Durango, S.A. de C.V.  
Kansas City Southern de México, S.A. de C.V.  
Ferrocarril Mexicano, S.A. de C.V.
- 1 International airport (2022)
- Passenger capacity: **286,670**
- Load capacity: **227 kg**

Nearby ASIPONA (2022):  
**Puerto de Mazatlán, Sinaloa**

Gas pipeline infrastructure (2023):  
**Yes, Private**

Water resources (2019):  
Number of aquifers: **34**  
Availability: **Low**

Households with internet access (2022):  
**68.6 %**

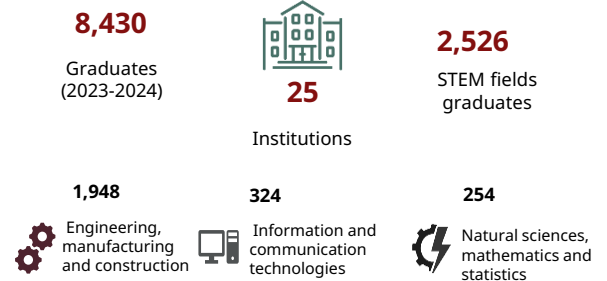
Distance to the 3 main customs border roads (km) (2022):

Nuevo Laredo: **692.8** Ciudad Juárez: **1,187.7**

Tijuana: **2,308.6**

Source: SICT-INEGI

## Mexican talent in higher education



### Main institutions

with the highest number of STEM graduates



Universidad Autónoma de Zacatecas

**711**



Instituto Tecnológico de Zacatecas

**450**



Universidad Tecnológica del Estado de Zacatecas

**375**

## Engineering, manufacturing and construction

graduates and postgraduates:



Architecture and construction



Mechanical, electrical, electronic, engineering, chemical and related professions



Manufacturing and processes

Source: ANUIES (2023-2024 school year)





# Zacatecas

March 2025

## MSMEs



**74,208**  
enterprises

- Micro **70,683**
- Small **3,013**
- Medium-sized **512**

Source: INEGI - DENUÉ (Mar. 2025)

## Potential sectors



Manufacturing Industries



Transportation, postal services and warehousing



Educational services

Source: Data MX

## Main indicators

**28** GDP position  
\$ 15 B USD at market prices (2023)



**7.5 %**  
Economic activity growth (Sep. 2024)

**\$ 8,920**  
USD of GDP per capita (Dec. 2023)



**1**  
Position by economic growth (Sep. 2024)

**1.0 %**  
National GDP (2023)

Source: INEGI

## Foreign trade



**820**  
**M USD**  
International purchases



**1,343**  
**M USD**  
International sales

## Main export sectors



**333**  
**M USD**  
Fine or cultured pearls; precious metals and stones; costume jewelry



**239**  
**M USD**  
Electrical machinery, appliances and material, and parts



**217**  
**M USD**  
Beverages, alcoholic liquids and vinegar

Fuente: SE. Balanza Comercial de Mercancías de México (2024)

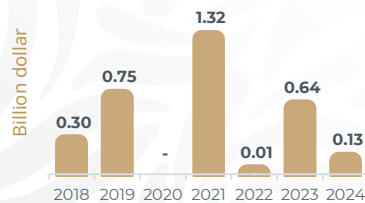
## Foreign Direct Investment

### Top 3 by investment origin country of 2024

- 1 U.S.A 1.11 B USD
- 2 Canada 0.19 B USD
- 3 Belgium 0.16 B USD

Historic FDI (2018 - 2024)

**2.74**  
(B USD)



### FDI by sector (Billion dollars)



Source: SE (2024)

