

Foreign Direct Investment

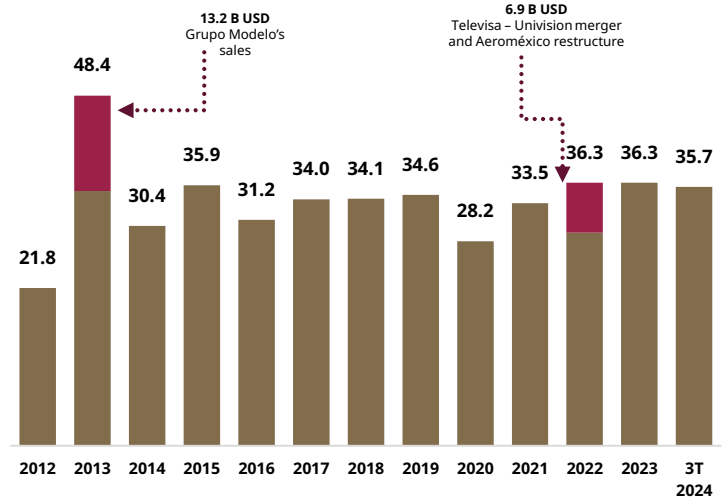
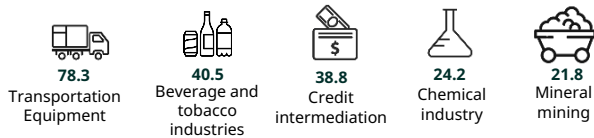
FDI in Mexico 2012 - 3Q 2024



Top 5 FDI- originating countries (B USD)



Main industries with the highest FDI (B USD)

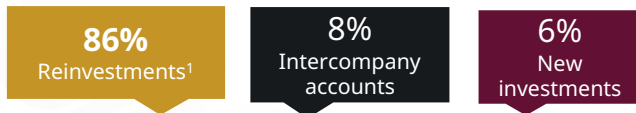


Source: National Registry of Foreign Investment (RNIE).
 With information up to the third quarter of 2024.

FDI in Mexico 3Q 2024

With an amount of **35.737 billion dollars** of Foreign Direct Investment, Mexico registered a new historical maximum in the third quarter of 2024.

FDI flows by investment category




FDI by sector 3Q 2024 (B USD)



Top 10 FDI- receiving states 3Q 2024 (B USD)



Top 10 FDI- originating countries 3Q 2024 (B USD)



1. In the third quarter of 2024, there is a 133% increase in new investments compared to the second quarter of the same year.

