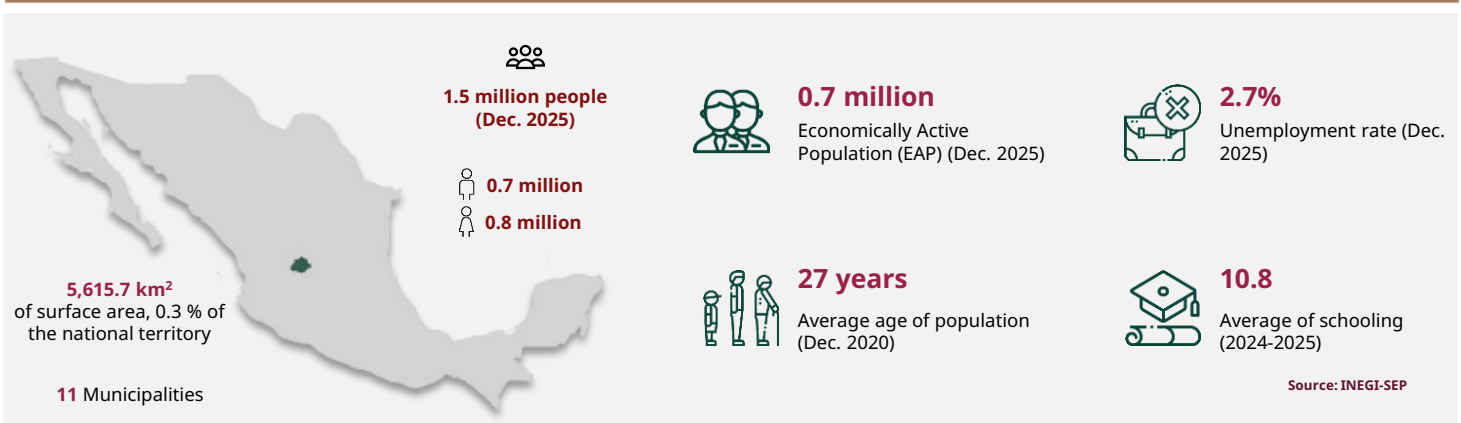


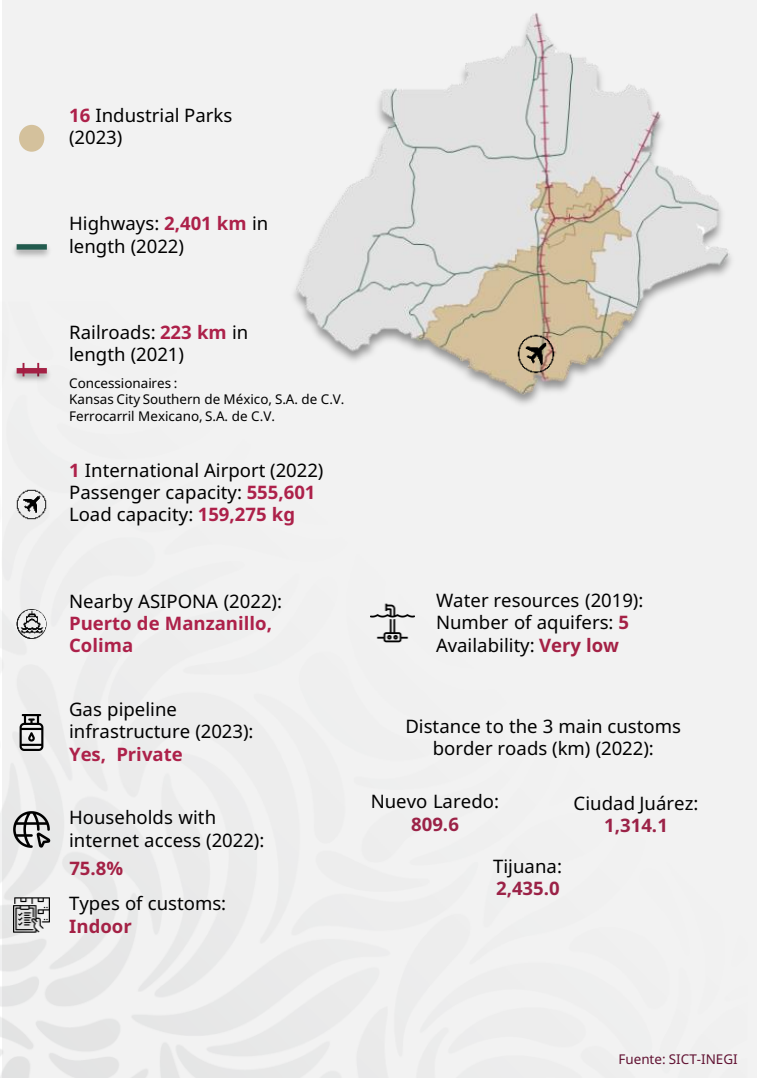


Aguascalientes

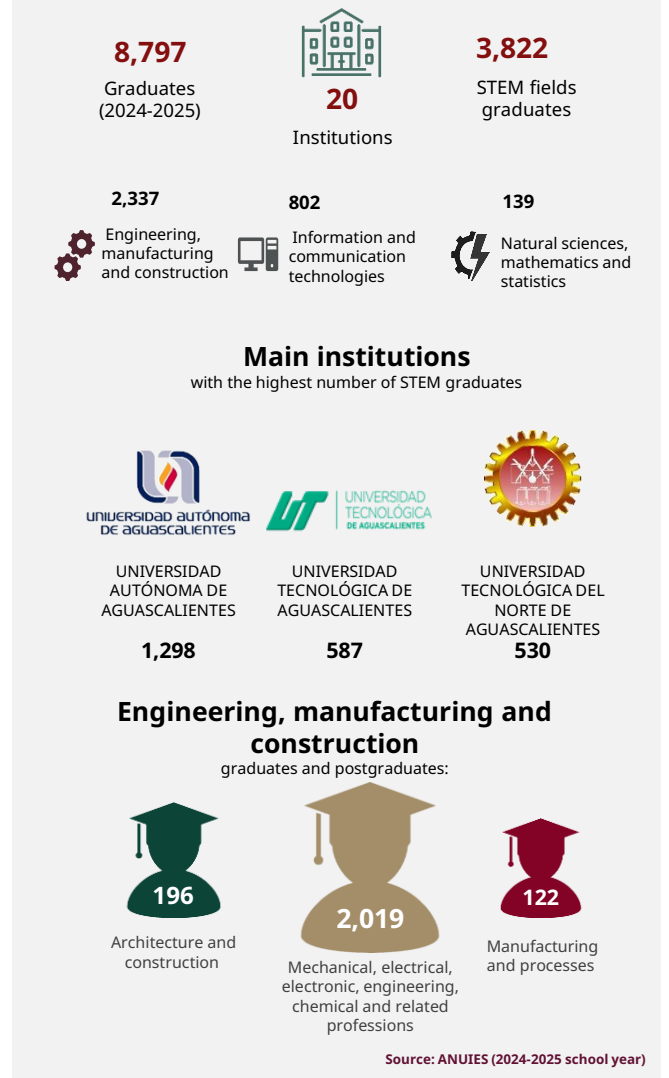
March 2026



INFRASTRUCTURE AND RESOURCES



MEXICAN TALENT IN HIGHER EDUCATION





Aguascalientes

March 2026

MSMEs



71,077
enterprises

- Micro **66,164**
- Small **4,144**
- Medium-sized **769**

Source: INEGI - DENU (Mar. 2026)

POTENTIAL SECTORS



Educational services



Mass media information



Mining

Source: Data MX

FOREIGN TRADE



8,290
M USD

International purchases



7,192
M USD

International sales

Main export sectors



3,682
M USD

Road vehicles, parts and accessories



1,016
M USD

Electrical machinery, appliances and material, and parts



697
M USD

Mechanical machinery and appliances, and parts

Source: Mexico's Trade Balance (Dec. 2025)

MAIN INDICATORS



24

GDP position
20 B USD at market prices(2023)



\$ 13,655

USD of GDP per capita (Dec. 2023)



1.3 %

National GDP (2023)



-1.2 %

Economic activity growth (2024)



25

Position by economic growth (2024)

Source: INEGI

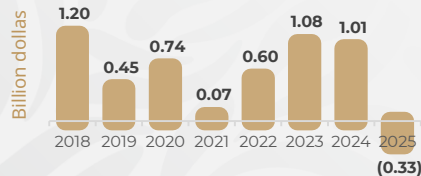
FOREIGN DIRECT INVESTMENT

Top 3 by investment origin country


- 1 Japan 3.18 BUSD
- 2 U. S. A. 0.72 BUSD
- 3 Germany 0.34 BUSD

Historic FDI (2018 - 2025)

4.81
(BUSD)



FDI by sector (Billion dollars)



Source: SE (2025)

