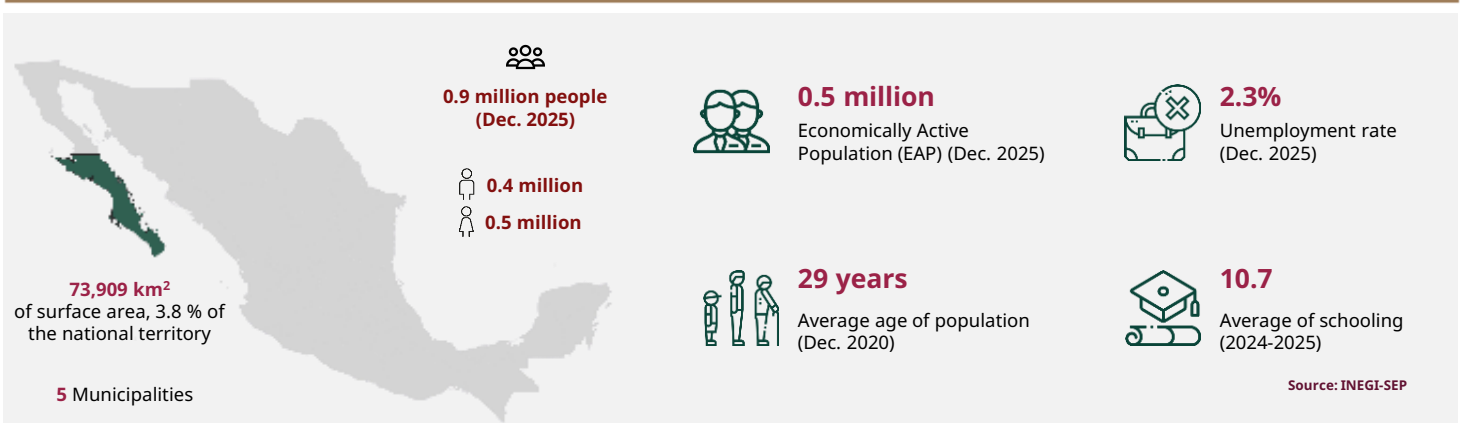


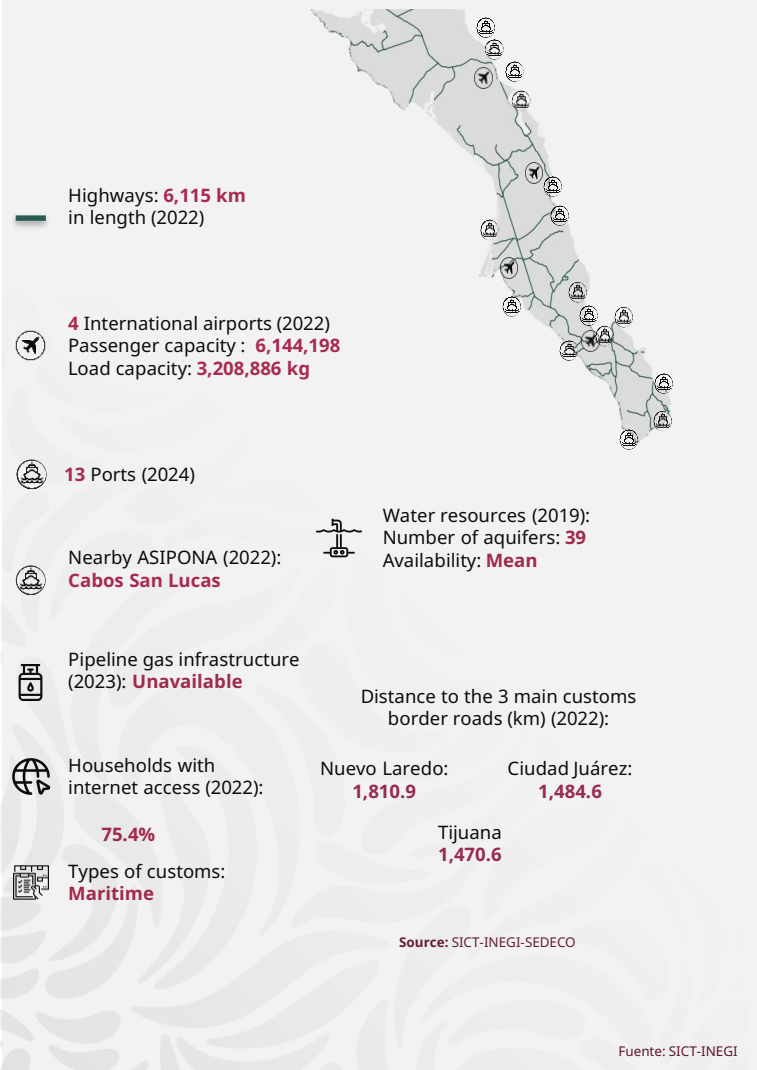


Baja California Sur

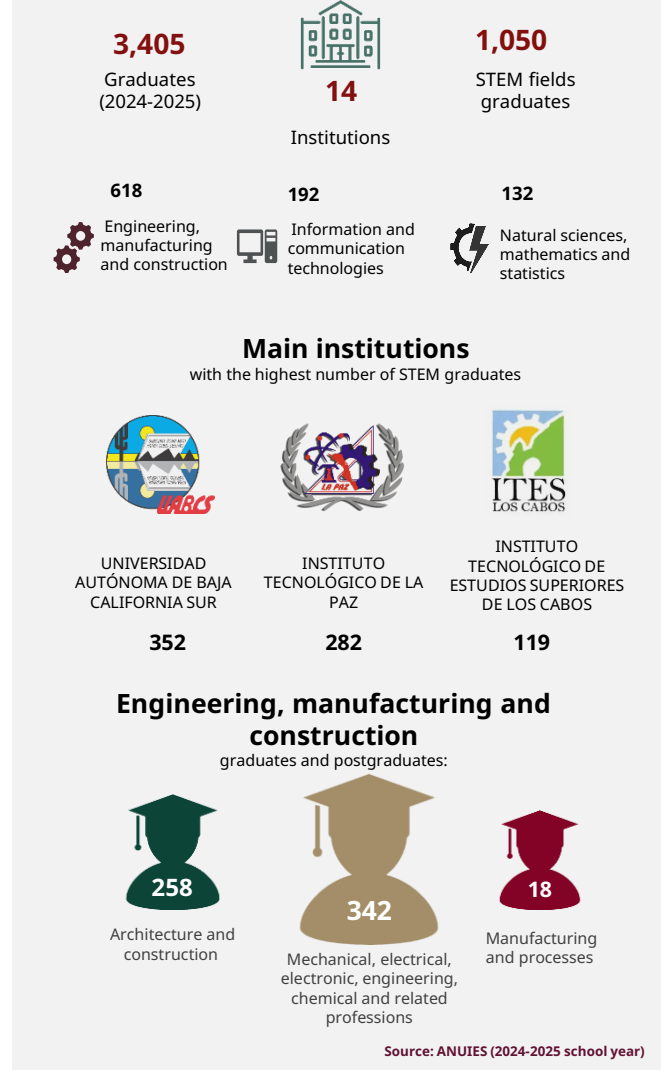
March 2026



INFRASTRUCTURE AND RESOURCES



MEXICAN TALENT IN HIGHER EDUCATION





Baja California Sur

March 2026

MSMEs

41,758
enterprises

- Micro **37,688**
- Small **3,521**
- Medium-sized **549**

Source: INEGI - DENU (Mar. 2026)

POTENTIAL SECTORS



Agroindustry



Manufacturing



Clean energy generation

Source: Data MX

FOREIGN TRADE



197

M USD

International purchases



340

M USD

International sales

Main export sectors



114
M USD

Salt; sulfur; earths and stones; gypsum, lime, and cement



112
M USD

Vegetables, plants, roots and tubers



64
M USD

Fish, crustaceans, molluscs and other aquatic invertebrates

Source: Mexico's Trade Balance (Dec. 2025)

MAIN INDICATORS



29

GDP position
\$ 11 B USD at market prices(2023)



\$ 13,237

USD of GDP per capita (Dec. 2023)



0.7 %

National GDP (2023)



3.2 %

Economic activity growth (2024)



6

Position by economic growth (2024)

Source: INEGI

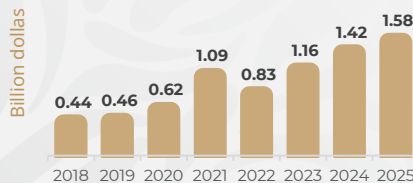
FOREIGN DIRECT INVESTMENT

Top 3 by investment origin country

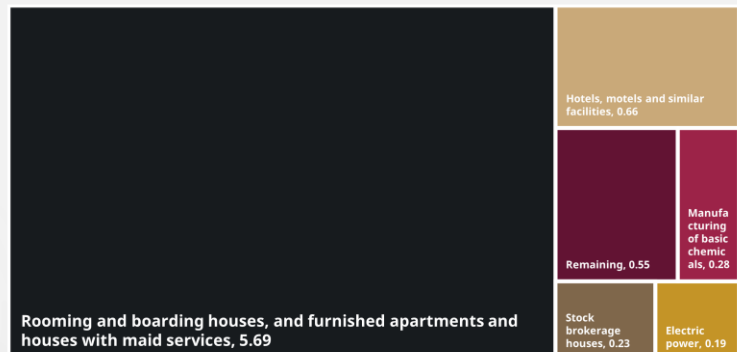
- 1 U. S. A. 6.34 BUSD
- 2 Spain 0.46 BUSD
- 3 Canada 0.43 BUSD

Historic FDI (2018 - 2025)

7.61
(BUSD)



FDI by sector (Billion dollars)



Source: SE (2025)



Gobierno de **México**

Economía
Secretaría de Economía