

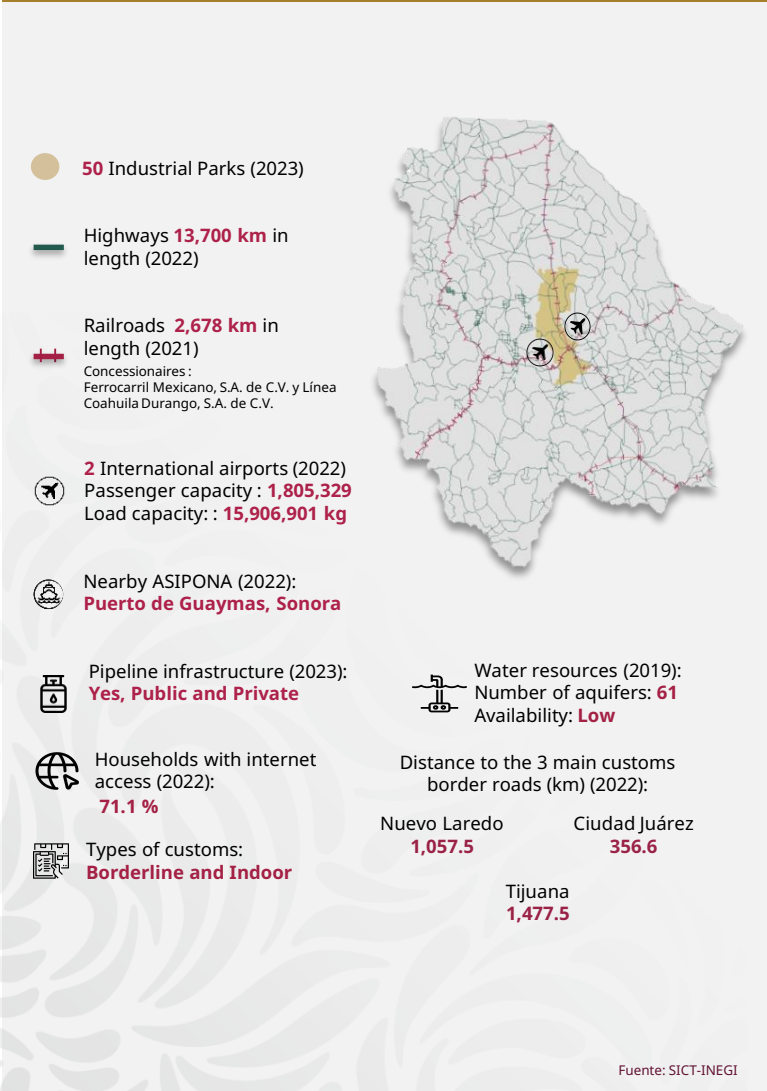


Chihuahua

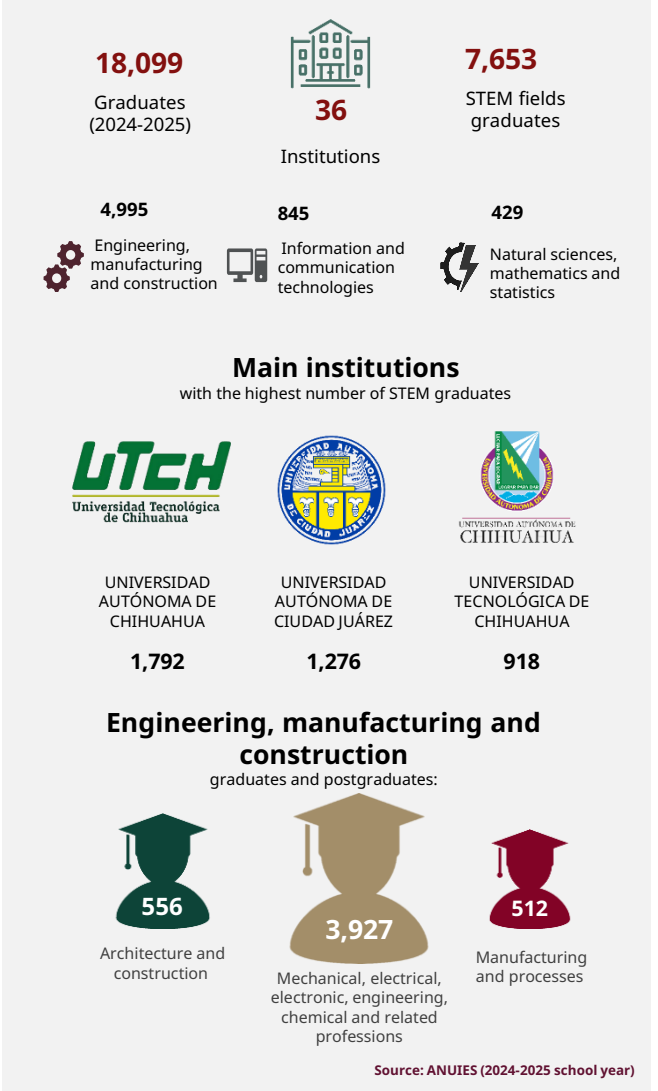
March 2026



INFRASTRUCTURE AND RESOURCES



MEXICAN TALENT IN HIGHER EDUCATION





Chihuahua

March 2026

MSMEs



140,781
enterprises

- Micro **129,613**
- Small **9,424**
- Medium-sized **1,744**

Source: INEGI - DENU (Mar. 2026)

POTENTIAL SECTORS



Business support services, waste management and remediation services



Agriculture, animal breeding and production, forestry, fishing and hunting



Temporary accommodation services and food and beverage preparation services

Source: Data MX

FOREIGN TRADE



117,529
M USD

International purchases



113,536
M USD

International sales

Main export sectors



63,063
M USD

Mechanical machinery and appliances, and parts



22,274
M USD

Electrical machinery, appliances and material, and parts



10,180
M USD

Optical, photography or cinematography instruments and devices

Source: Mexico's Trade Balance (Dec. 2025)

MAIN INDICATORS



8

GDP position
\$ 59 B USD at market prices(2023)



\$ 15,346

USD of GDP per capita (Dec. 2023)



3.9 %

National GDP (2023)



1.4 %

Economic activity growth (2024)



18

Position by economic growth (2024)

Source: INEGI

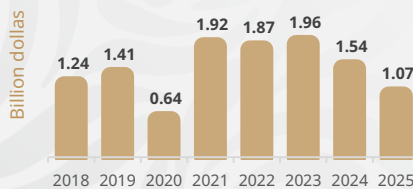
FOREIGN DIRECT INVESTMENT

Top 3 by investment origin country

- 1 U. S. A. 5.21 BUSD
- 2 Canada 1.29 BUSD
- 3 Ireland 1.21 BUSD

Historic FDI (2018 - 2025)

11.64
(BUSD)



FDI by sector (Billion dollars)



Source: SE (2025)

