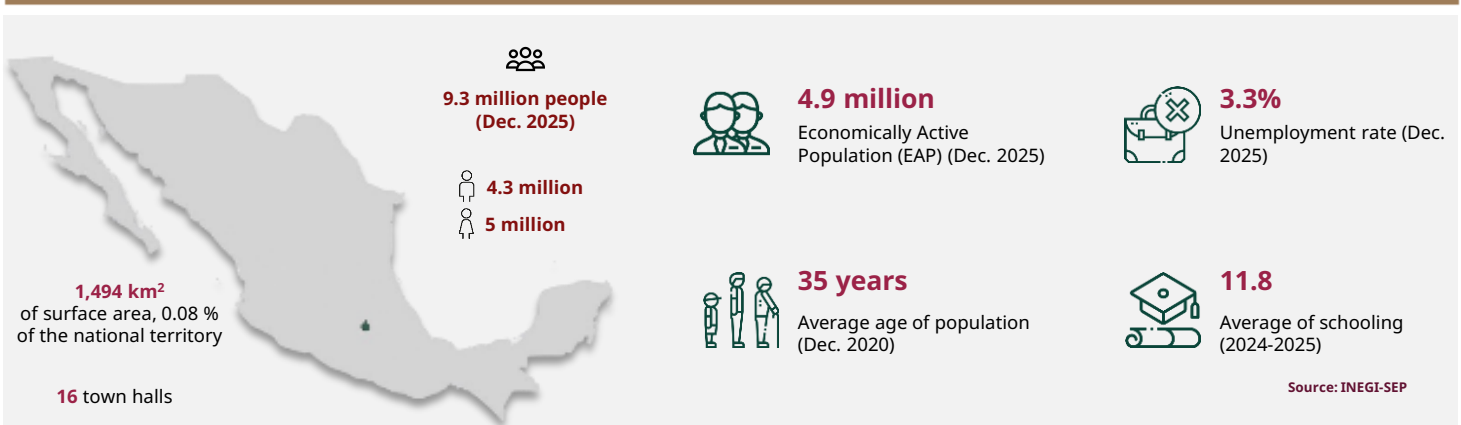


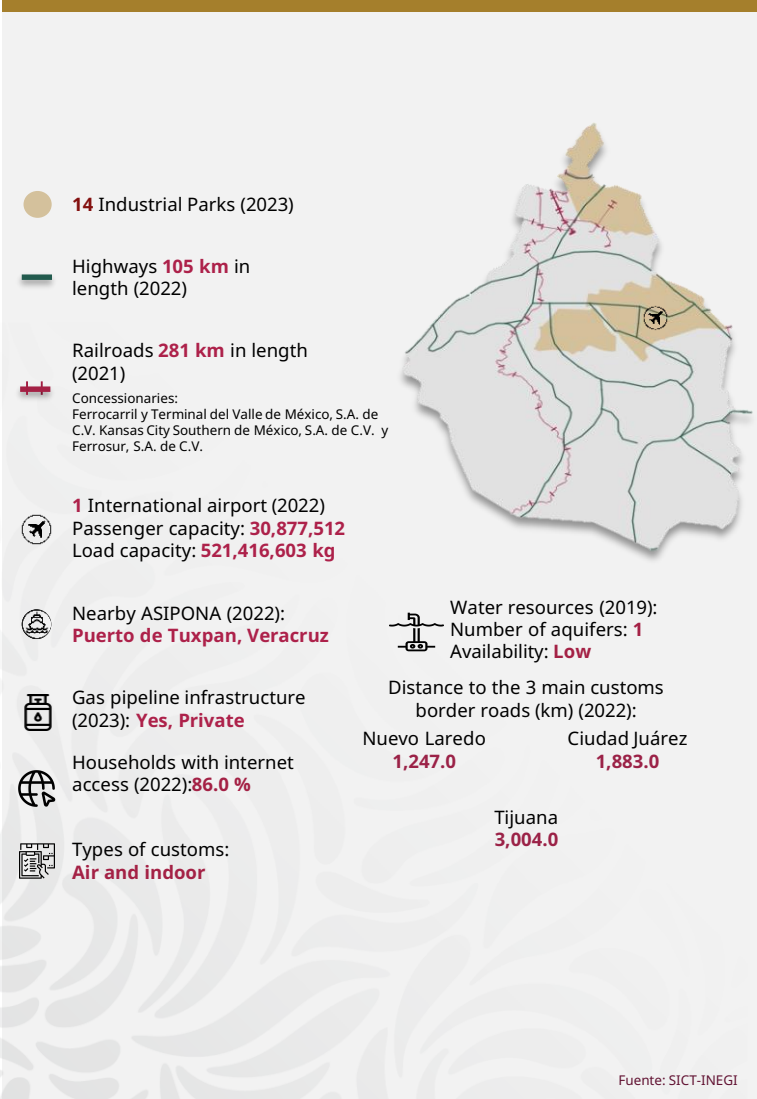


Ciudad de México

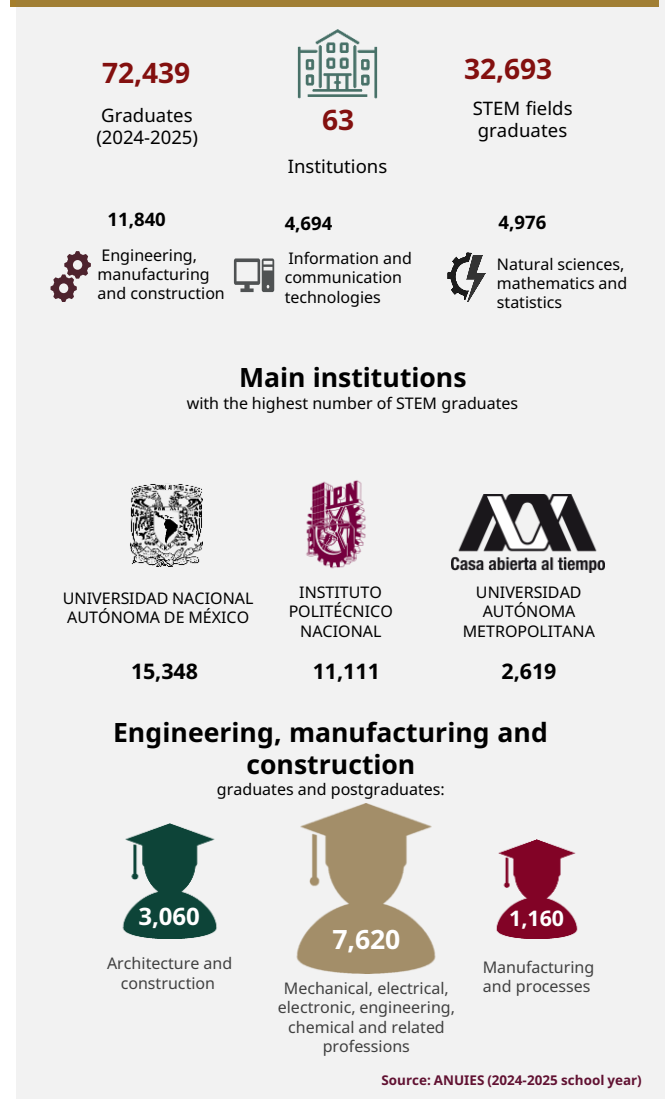
March 2026



INFRASTRUCTURE AND RESOURCES



MEXICAN TALENT IN HIGHER EDUCATION





Ciudad de México

March 2026

MSMEs

458,846
enterprises

- Micro **423,995**
- Small **27,673**
- Medium-sized **7,178**

Source: INEGI - DENU (Mar. 2026)

POTENTIAL SECTORS



Transportation, postal services and warehousing



Real estate services and tangible and intangible goods rental and leasing



Educational services

Source: Data MX

FOREIGN TRADE



175,219
M USD

International purchases



120,309
M USD

International sales

Main export sectors



58,330
M USD

Road vehicles, parts and accessories



20,305
M USD

Fuels, mineral oils and waxes



9,144
M USD

Mechanical machinery and appliances, and parts

Source: Mexico's Trade Balance (Dec. 2025)

MAIN INDICATORS



1
GDP position
\$ 227 B USD at market prices(2023)



\$ 24,365
USD of GDP per capita (Dec. 2023)



14.8
National GDP (2023)



3.7 %
Economic activity growth (2024)



5
Position by economic growth (2024)

Source: INEGI

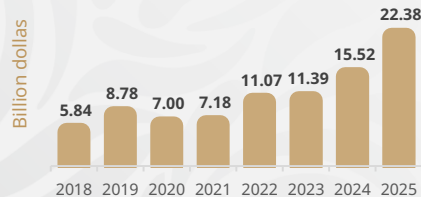
FOREIGN DIRECT INVESTMENT

Top 3 by investment origin country

- 1 U. S. A. 39.83 BUSD
- 2 Spain 9.44 BUSD
- 3 Canada 7.88 BUSD

Historic FDI (2018 - 2025)

89.15
(BUSD)



FDI by sector (Billion dollars)



Source: SE (2025)

