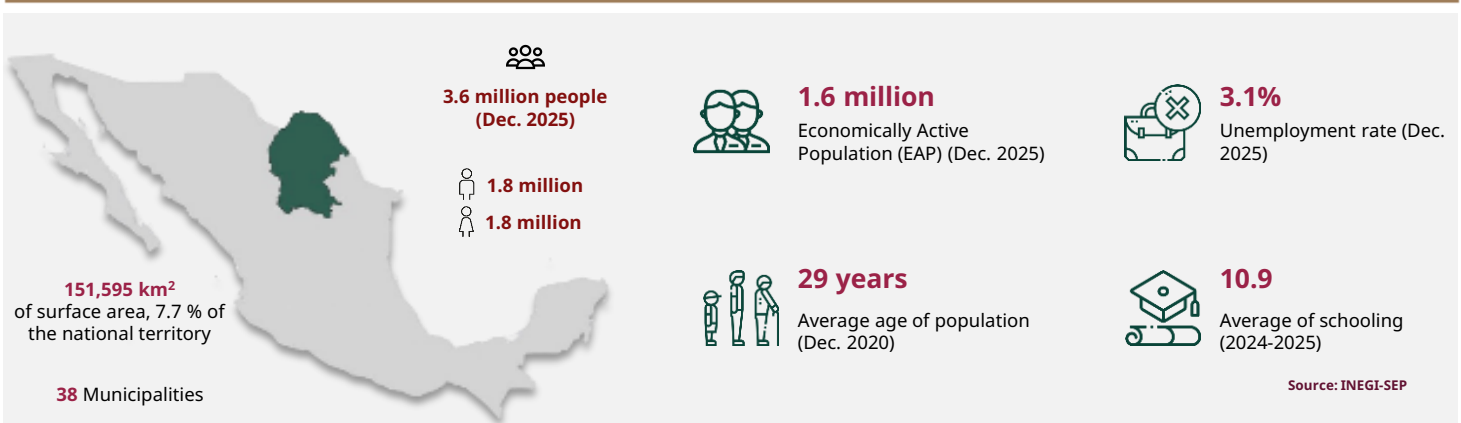


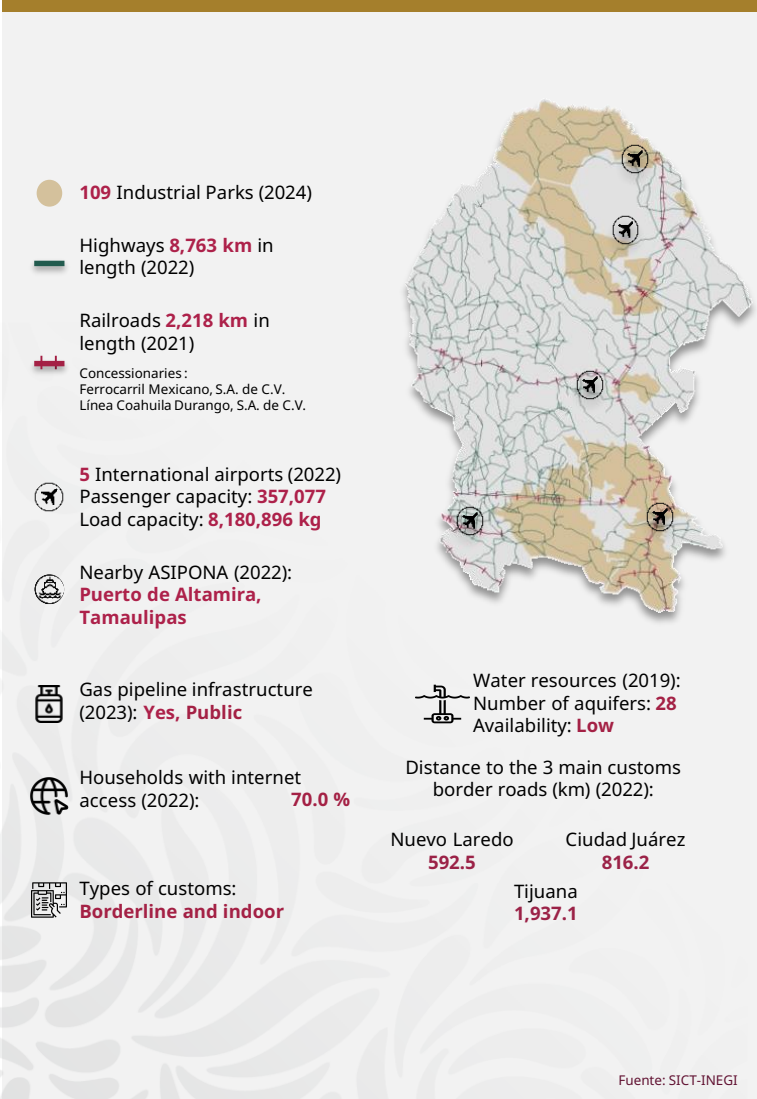


# Coahuila de Zaragoza

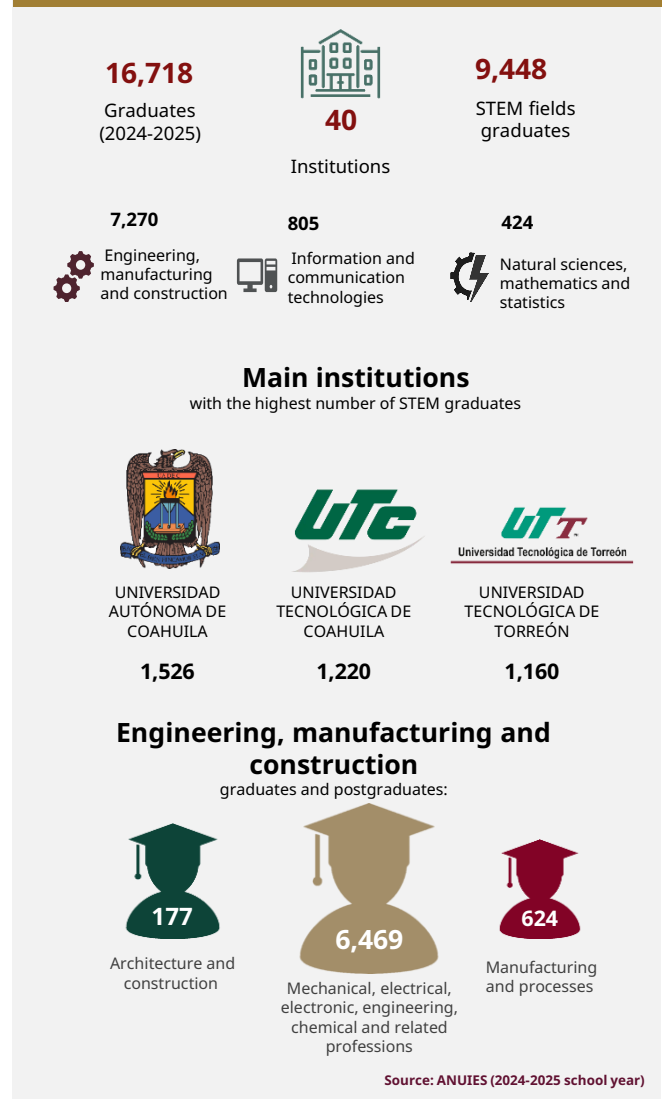
March 2026



## INFRASTRUCTURE AND RESOURCES



## MEXICAN TALENT IN HIGHER EDUCATION





# Coahuila de Zaragoza

March 2026

## MSMEs



**125,544**  
enterprises

- Micro **115,475**
- Small **8,394**
- Medium-sized **1,675**

Source: INEGI - DENU (Mar. 2026)

## POTENTIAL SECTORS



Business support services, waste management and remediation services



Real estate services and tangible and intangible goods rental and leasing



Agriculture, animal breeding and production, forestry, fishing and hunting

Source: Data MX

## FOREIGN TRADE



**18,313**  
M USD

International purchases



**35,791**  
M USD

International sales

### Main export sectors



**7,027**  
M USD

Mechanical machinery and appliances, and parts



**6,656**  
M USD

Road vehicles, parts and accessories



**5,570**  
M USD

Fine or cultured pearls; precious metals and stones; costume jewelry

Source: Mexico's Trade Balance (Dec. 2025)

## MAIN INDICATORS



**9**

GDP position  
\$ 57 B USD at market prices(2023)



**\$ 17,060**

USD of GDP per capita (Dec. 2023)



**3.7 %**

National GDP (2023)



**0.1 %**

Economic activity growth (2024)



**19**

Position by economic growth (2024)

Source: INEGI

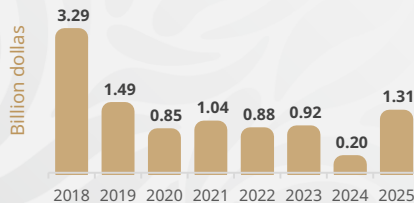
## FOREIGN DIRECT INVESTMENT

### Top 3 by investment origin country


- 1 U. S. A. 39.83 BUSD
- 2 Spain 9.44 BUSD
- 3 Canada 7.88 BUSD

Historic FDI (2018 - 2025)

**89.15**  
( BUSD )



### FDI by sector (Billion dollars)



Source: SE (2025)

