

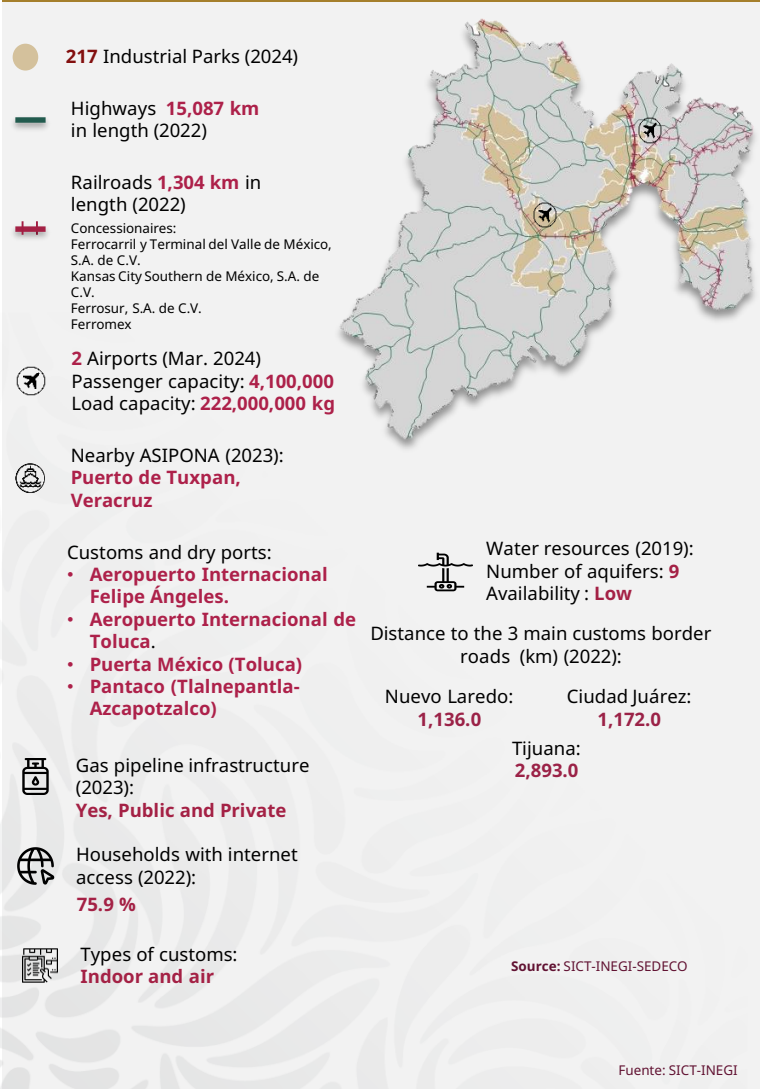


Estado de México

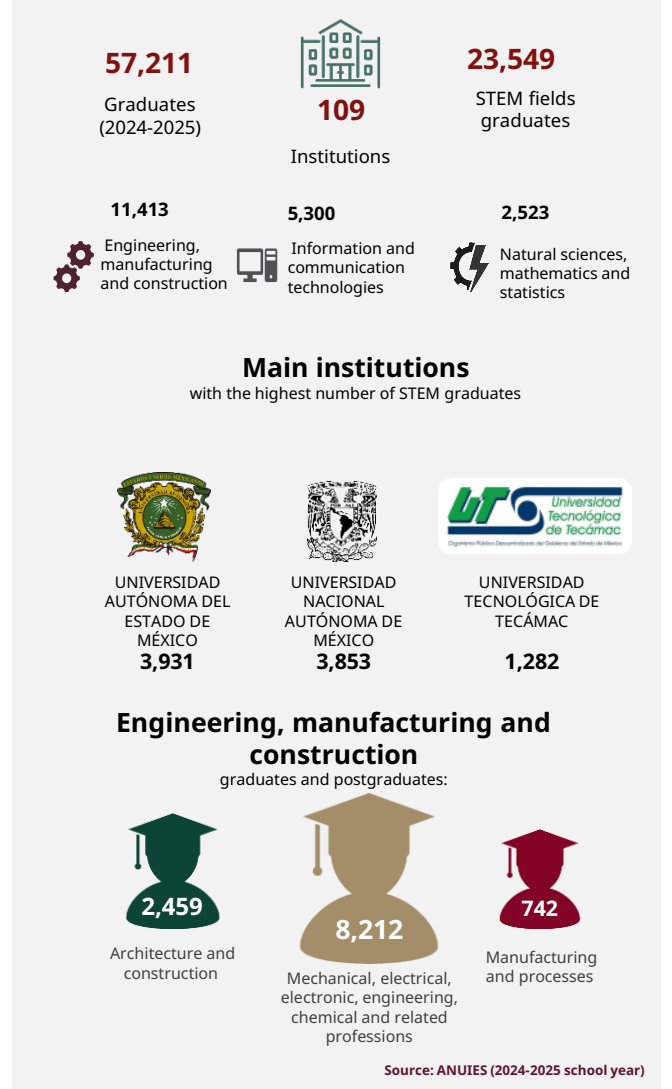
March 2026



INFRASTRUCTURE AND RESOURCES



MEXICAN TALENT IN HIGHER EDUCATION





Estado de México

March 2026

MSMEs

815,510
enterprises

- Micro **785,161**
- Small **25,332**
- Medium-sized **5,017**

Source: INEGI - DENU (Mar. 2026)

POTENTIAL SECTORS



Pharmaceutical



Energy



Alimentary

Source: Data MX

FOREIGN TRADE



42,120
M USD

International purchases



27,346
M USD

International sales

Main export sectors



12,889
M USD

Road vehicles, parts and accessories



3,912
M USD

Mechanical machinery and appliances, and parts



1,662
M USD

Electrical machinery, appliances and material, and parts

Source: Mexico's Trade Balance (Dec. 2025)

MAIN INDICATORS



2
GDP position
\$ 139 B USD at market prices(2023)



\$ 7,883
USD of GDP per capita (Dec. 2023)



9.1 %
National GDP (2023)



1.3 %
Economic activity growth (2024)



14
Position by economic growth (2024)

Source: INEGI

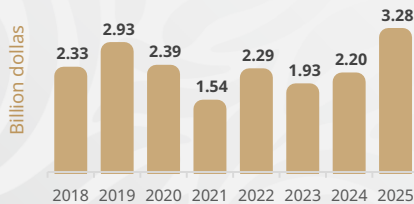
FOREIGN DIRECT INVESTMENT

Top 3 by investment origin country

- 1 U. S. A. 6.08 BUSD
- 2 Netherlands 2.4 BUSD
- 3 Germany 1.85 BUSD

Historic FDI (2018 - 2025)

18.89
(BUSD)



FDI by sector (Billion dollars)



Source: SE (2025)

