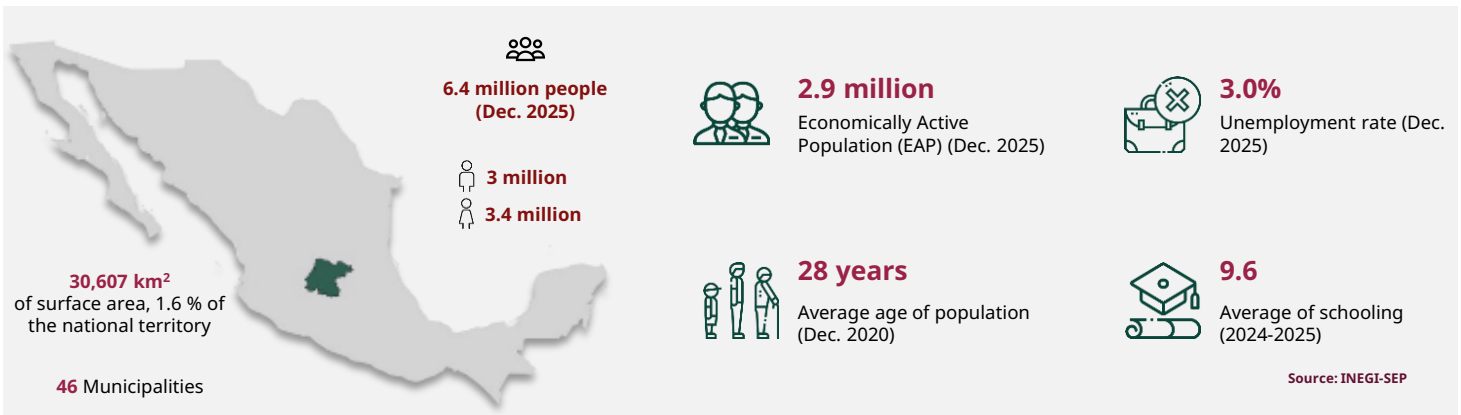


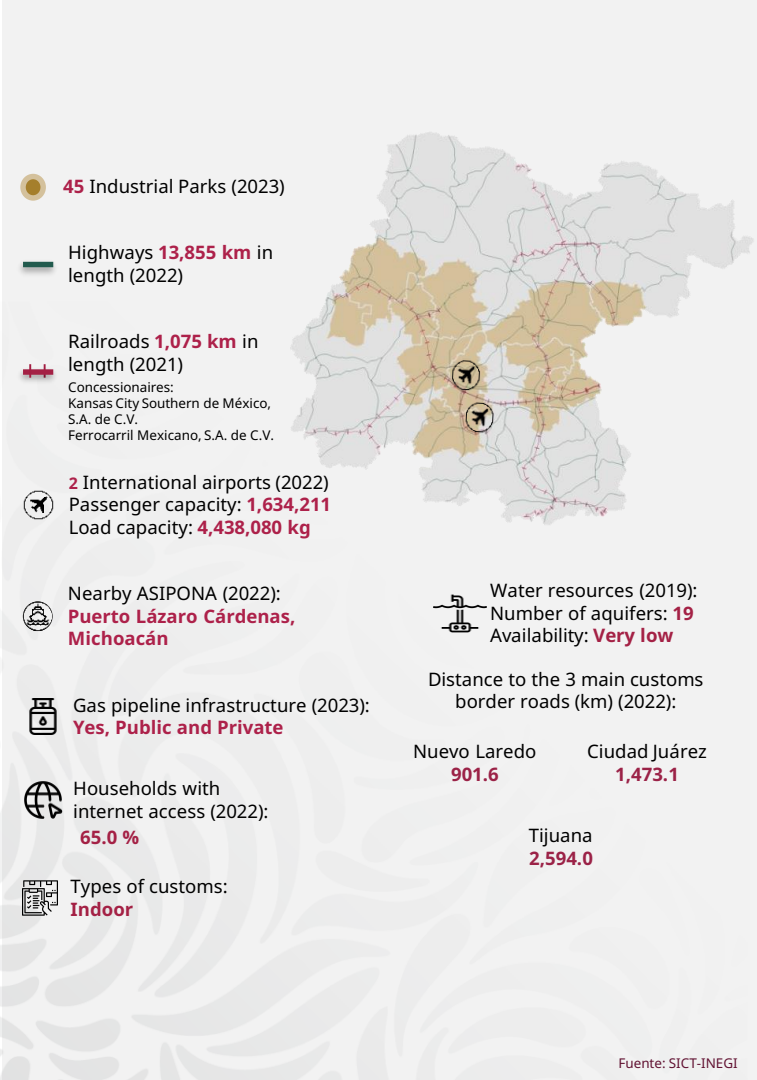


# Guanajuato

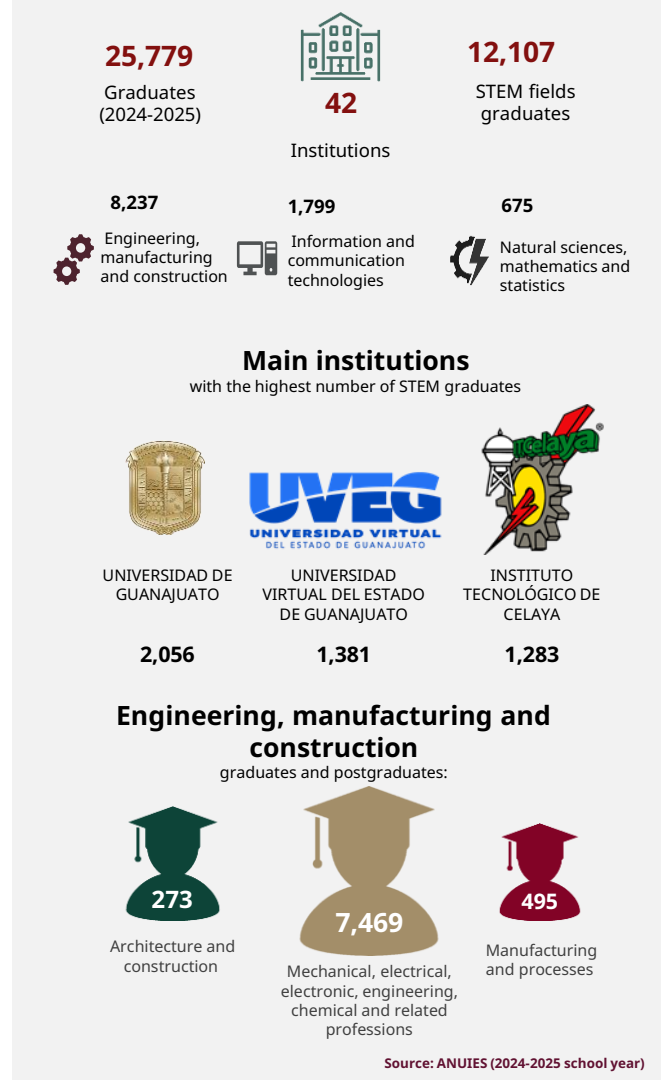
March 2026



## INFRASTRUCTURE AND RESOURCES



## MEXICAN TALENT IN HIGHER EDUCATION





# Guanajuato

March 2026

## MSMEs

**293,698**  
enterprises

- Micro **277,148**
- Small **14,003**
- Medium-sized **2,547**

Source: INEGI - DENU (Mar. 2026)

## POTENTIAL SECTORS



Cultural and sporting recreation services



Transportation, postal services and warehousing



Construction

Source: Data MX

## FOREIGN TRADE



**19,617**  
M USD

International purchases



**21,544**  
M USD

International sales

### Main export sectors



**10,742**  
M USD

Road vehicles, parts and accessories



**1,836**  
M USD

Electrical machinery, appliances and material, and parts



**1,744**  
M USD

Mechanical machinery and appliances, and parts

Source: Mexico's Trade Balance (Dec. 2025)

## MAIN INDICATORS



**5**  
GDP position  
\$ 68 B USD at market prices(2023)



**\$ 10,732**  
USD of GDP per capita (Dec. 2023)



**4.4 %**  
National GDP (2023)



**2.9 %**  
Economic activity growth (2024)



**8**  
Position by economic growth (2024)

Source: INEGI

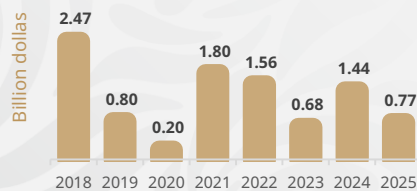
## FOREIGN DIRECT INVESTMENT

### Top 3 by investment origin country


- 1 Japan 4.39 BUSD
- 2 U. S. A. 1.98 BUSD
- 3 Spain 1.02 BUSD

Historic FDI (2018 - 2025)

**9.71**  
( BUSD )



### FDI by sector (Billion dollars)



Source: SE (2025)

