



Guerrero

March 2026



1.6 million
Economically Active Population (EAP) (Dec. 2025)



1.4%
Unemployment rate (Dec. 2025)



27 years
Average age of population (Dec. 2020)



8.8
Average of schooling (2024-2025)

Source: INEGI-SEP

INFRASTRUCTURE AND RESOURCES

7 Industrial Parks (2023)

Highways **19,462 km** in length (2022)

Railroads **94 km** in length (2021)

2 International airports (2022)
Passenger capacity : **770,926**
Load capacity: **412,711 kg**

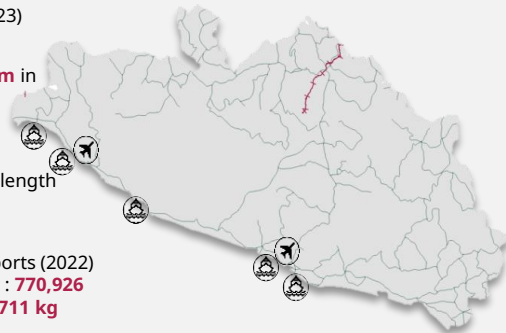
5 Ports (2021)

Nearby ASIPONA (2022):
Puerto de Acapulco

Gas pipeline infrastructure (2023):
Yes, Public

Households with internet access (2022):
53.6 %

Types of customs:
Maritime



Water resources (2019):
Number of aquifers: **35**
Availability: **Mean**

Distance to the 3 main customs border roads (km) (2022):

Nuevo Laredo
1,383.0

Ciudad Juárez
2,085.0

Tijuana
2,999.0

Fuente: SICT-INEGI

MEXICAN TALENT IN HIGHER EDUCATION

12,300

Graduates (2024-2025)




39

Institutions

3,463

STEM fields graduates

1,444



Engineering, manufacturing and construction

789



Information and communication technologies

554



Natural sciences, mathematics and statistics

Main institutions

with the highest number of STEM graduates



UNIVERSIDAD AUTÓNOMA DE GUERRERO

1,391



INSTITUTO TECNOLÓGICO DE ACAPULCO

592



UNIVERSIDAD TECNOLÓGICA DE LA COSTA GRANDE DE GUERRERO

373

Engineering, manufacturing and construction

graduates and postgraduates:




516

Architecture and construction



836

Mechanical, electrical, electronic, engineering, chemical and related professions



92

Manufacturing and processes

Source: ANUIES (2024-2025 school year)



Gobierno de **México**

Economía
Secretaría de Economía



Guerrero

March 2026

MSMEs



184,879
enterprises

- Micro **178,145**
- Small **5,843**
- Medium-sized **891**

Source: INEGI - DENU (Mar. 2026)

POTENTIAL SECTORS



Mass media
information



Agroindustry



Mining

Source: Data MX

FOREIGN TRADE



30

M USD

International purchases



25

M USD

International sales

Main export sectors



12

M USD

Fine or cultured pearls; precious metals and stones; costume jewelry



10

M USD

Edible fruits



1

M USD

Edible animal products

Source: Mexico's Trade Balance (Dec. 2025)

MAIN INDICATORS



26

GDP position
\$ 20 B USD at market prices(2023)



\$ 5,466

USD of GDP per capita (Dec. 2023)



1.3 %

National GDP (2023)



10.8 %

Economic activity growth (2024)



1

Position by economic growth (2024)

Source: INEGI

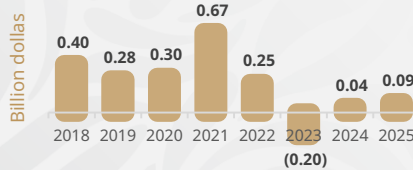
FOREIGN DIRECT INVESTMENT

Top 3 by investment origin country

- 1 Canada 0.77 BUSD
- 2 U. S. A. 0.5 BUSD
- 3 Spain 0.19 BUSD

Historic FDI
(2018 - 2025)

1.82
(BUSD)



FDI by sector (Billion dollars)



Source: SE (2025)

