



Jalisco

March 2026



3.9 million
Economically Active Population (EAP) (Dec. 2025)



3.1%
Unemployment rate (Dec. 2025)



29 years
Average age of population (Dec. 2020)



10.4
Average of schooling (2024-2025)

Source: INEGI-SEP

INFRASTRUCTURE AND RESOURCES

81 Industrial Parks (2024)

Highways **34,034 km** in length (2022)

Railroads **1,109 km** in length (2021)

Concessionaries:
Ferrocarril Mexicano, S.A. de C.V.

2 International airports (2022)
Passenger capacity: **14,437,660**
Load capacity: **173,866,671 kg**

2 Ports (2021)

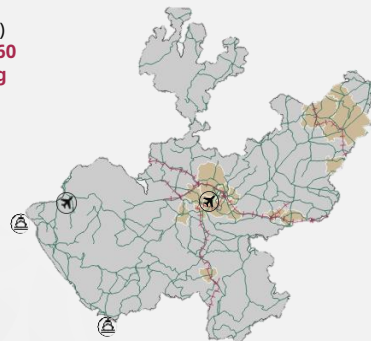
Nearby ASIPONA (2022):
Puerto Vallarta (touristic)

Gas pipeline infrastructure (2023):
Yes, Public and Private

Water resources (2019):
Number of aquifers: **59**
Availability: **Mean**

Households with internet access (2022):
75.7 %

Types of customs:
Indoor



Source: SICT-INEGI-SEDECO

Fuente: SICT-INEGI

MEXICAN TALENT IN HIGHER EDUCATION

33,847

Graduates (2024-2025)



46

Institutions

13,169

STEM fields graduates

6,055

Engineering, manufacturing and construction

2,329

Information and communication technologies

1,090

Natural sciences, mathematics and statistics

Main institutions

with the highest number of STEM graduates



UNIVERSIDAD DE GUADALAJARA

8,892



INSTITUTO TECNOLÓGICO JOSÉ MARIO MOLINA PASQUELY Y HENRÍQUEZ

1,429



UNIVERSIDAD TECNOLÓGICA DE JALISCO

1,012


Engineering, manufacturing and construction

graduates and postgraduates:



1,010

Architecture and construction



4,714

Mechanical, electrical, electronic, engineering, chemical and related professions



331

Manufacturing and processes

Source: ANUIES (2024-2025 school year)



Gobierno de **México**

Economía
Secretaría de Economía



MSMEs



398,231
enterprises

- Micro **372,426**
- Small **22,002**
- Medium-sized **3,803**

Source: INEGI - DENUÉ (Mar. 2026)

POTENTIAL SECTORS



High-tech



Pharmaceutica
l and Medical
Divisions



Aerospace
business

Source: Data MX

FOREIGN TRADE



52,620
M USD

International purchases



67,371
M USD

International sales

Main export sectors



29,146
M USD

Mechanical machinery
and appliances, and
parts



17,406
M USD

Electrical machinery,
appliances and
material, and parts



6,435
M USD

Road vehicles, parts
and accessories

Source: Mexico's Trade Balance (Dec. 2025)

MAIN INDICATORS



4

GDP position
\$ 115 B USD at market
prices(2023)



\$ 13,234

USD of GDP per capita (Dec.
2023)



7.5 %

National GDP
(2023)



0 %

Economic activity growth
(2024)



28

Position by economic growth
(2024)

Source: INEGI

FOREIGN DIRECT INVESTMENT

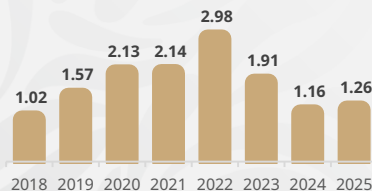
Top 3 by investment origin country

- 1 U. S. A. 5.65 BUSD
- 2 United Kingdom 2.19 BUSD
- 3 Germany 1.38 BUSD


Historic FDI
(2018 - 2025)

14.18
(BUSD)

Billion dollars



FDI by sector (Billion dollars)



Source: SE (2025)

